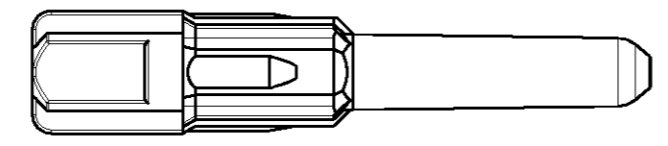
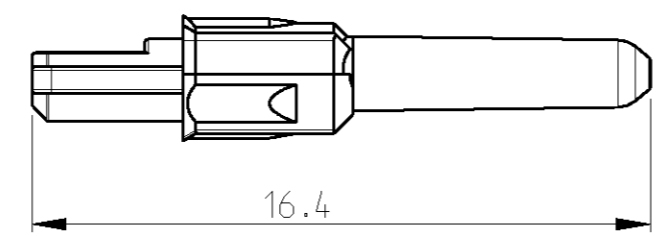
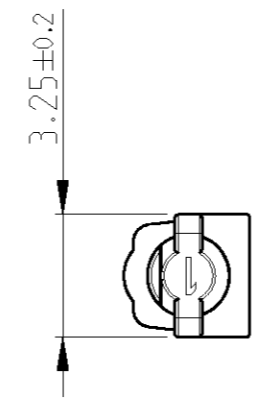
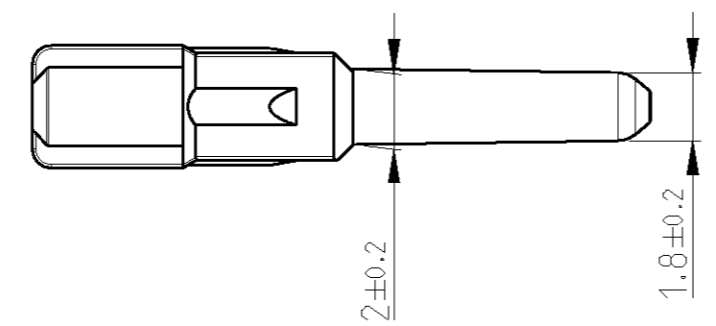
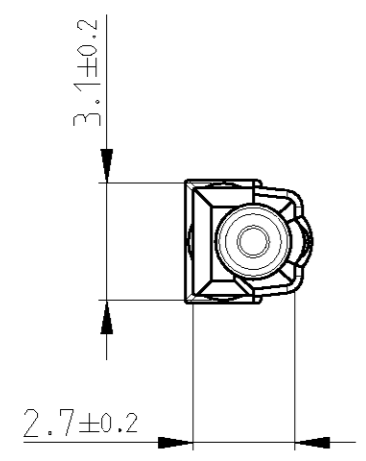


THIS DRAWING IS UNPUBLISHED. RELEASED FOR PUBLICATION 2006
 © COPYRIGHT 2006 BY TYCO ELECTRONICS CORPORATION. ALL RIGHTS RESERVED.

LOC	DIST	REVISIONS					
A1	-	P	LTR	DESCRIPTION	DATE	DWN	APVD
			A	NEW PART, NEW DRAWING	27JUN2006	MK	KR



NOTES:
Bemerkungen:

- 1 PACKAGING: LOOSE PIECE IN CARDBOARD BOX
Verpackung: Teile lose beige stellt in Karton
- 2 MATED WITH:
verwendet mit:

REC. HSG. 32 POS.	0-1719675
REC. HSG. 32 POS.	0-1719682
REC. HSG. 32 POS.	0-1418392
REC. HSG. 32 POS.	0-1670065
REC. HSG. 32 POS.	0-1670066
REC. HSG. 48 POS.	0-1719678
REC. HSG. 48 POS.	0-1719683
REC. HSG. 48 POS.	0-1418416
REC. HSG. 48 POS.	0-1670067
REC. HSG. 48 POS.	0-1670068
REC. HSG. 48 POS.	0-1670069

0-1670108-1	A	PA66	BLIND PLUG	GREY	1
PART NO	REVISION	MATERIAL	DESCRIPTION	COLOUR	ITEM NO

<small>THIS DRAWING IS A CONTROLLED DOCUMENT FOR TYCO ELECTRONICS CORPORATION IT IS SUBJECT TO CHANGE AND THE CONTROLLING ENGINEERING ORGANIZATION SHOULD BE CONTACTED FOR THE LATEST REVISION.</small>		DWN 27JUN2006 M.KRESSMANN CHK 29JUN2006 K.ROTH APVD - PRODUCT SPEC - APPLICATION SPEC - WEIGHT -	tyco Electronics tyco Electronics AMP GmbH 64625 Bensheim (Germany)
DIMENSIONS: mm 	TOLERANCES UNLESS OTHERWISE SPECIFIED: 0 PLC ±0.3 1 PLC ±0.3 2 PLC ±0.3 3 PLC ± 4 PLC ± ANGLES ±1°	NAME BLIND PLUG 1.5mm	
MATERIAL -	FINISH -	SIZE A3 CAGE CODE 00779 DRAWING NO C-1670108	RESTRICTED TO -
CUSTOMER DRAWING		SCALE 5:1	SHEET 1 OF 1 REV A