

SPECIFICATION

受 控

Customer : RADIOTECH

Applied To :

Product Name : Magnetic Transducer

Model Name : KPMG09C24-9965




Drawing No. : OEM9965R

Compliance with ROHS(本品符合ROHS指令)

Signature of Approval

--

Signature of KEPO

Approved by	Checked by	Issued by	Date
			

宁波凯普电子有限公司

Ningbo Kepo Electronics Co.,Ltd.



宁波东钱湖镇东钱湖工业区宝源路 25 号

TEL:+86-574-88370330 FAX:+86-574-88370329

No.25 Baoyuan road Dongqian Lake, Industry Area, Dongqian town, Ningbo City, China(Post Code:315121)

Sales@chinaacoustic.com www.chinaacoustic.com

Specification for Magnetic Transducer		Page	2/10
Model No. : KPMG09C24-9965		Revision No.	1.0
		Drawing No.	OEM9965R

CONTENTS

1. Scope
范围
2. General
概要
3. Maximum Rating
额定极限条件
4. Electrical Characteristics
电性能
5. Measuring Method
测试方法
6. Physical Characteristics
机械性能
7. Environmental Characteristics
环境性能
8. Dimensions
尺寸
9. Packaging
包装
10. Cautions
警告
11. Cautions for Use
注意事项
12. Revision
履历表

Specification for Magnetic Transducer	Page	3/10
	Revision No.	1.0
	Drawing No.	OEM9965R
Model No. : KPMG09C24-9965		

1. 范围 Scope

This product specification is applied to the Magnetic Transducer in alarm systems. Please contact us when using this product for any other applications than described in the above.

本规格书适用于电磁式声响器，通常它用在系统中做报警或提示的声响器用，如果将该产品用于其它领域，请与我们联系。

2. 概要 General

- 2.1 Out-Diameter : Ø9mm
 外径: Ø9mm
- 2.2 Height : 6.0mm
 高度: 6.0 mm
- 2.3 Weight : 1 g.
 重量: 1克
- 2.4 Case Material/Color : PBT/Black
 壳体材质/颜色: PBT/黑

3. 额定极限条件 Maximum Rating

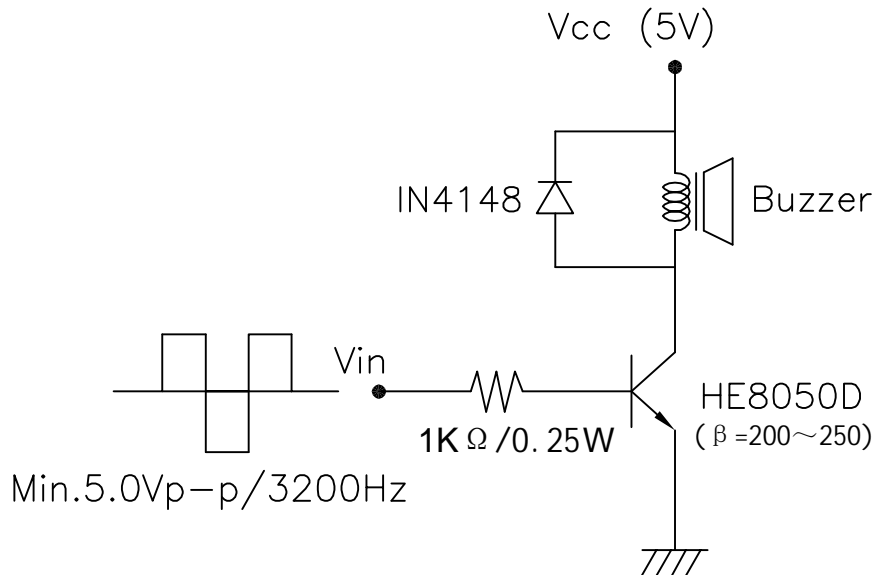
	项目 Item	规格 Specification
3.1	工作温度范围 Operating Temperature Range	-20 ~ +70℃
3.2	储存温度范围 Storage Temperature Range	-40 ~ +85℃
3.3	额定电压 Rated Voltage	5V
3.4	工作电压 Operating Voltage	4~8V

4. 电性能 Electrical Characteristics

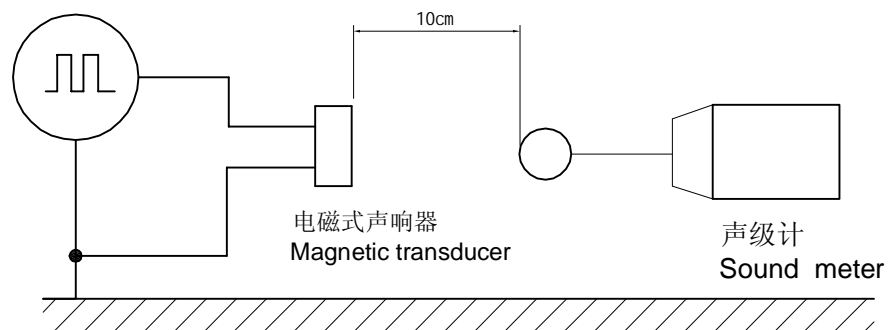
	项目 Item	规格 Specification
4.1	Max.Rated Current 额定电流	80mA/5V
4.2	Resonant Frequency 谐振频率	3200Hz
4.3	Min.Sound Pressure Level 最小声压	85dB/5V/3200Hz/10cm
4.4	Coil Resistance 直流阻抗	40± 4 Ω

Specification for Magnetic Transducer		Page	4/10
		Revision No.	1.0
Model No. :	KPMG09C24-9965	Drawing No.	OEM9965R

5. 测试方法 Measuring Method



5.1 声压测试 S.P.L. Measuring



5.2 测试环境 Measuring Condition

温度 $+25 \pm 3^{\circ}\text{C}$ ，湿度 $60 \pm 10\% \text{R.H.}$ 标准测试状态,在没有疑问的场合,可以在温度 $+5 \sim +35^{\circ}\text{C}$,湿度 $45 \sim 85\% \text{R.H.}$ 的范围内测试.

Part shall be measured under a condition (Temperature : $+5$ to $+35^{\circ}\text{C}$, Humidity : 45 to $85\% \text{R.H.}$) unless the standard condition (Temperature : $+25 \pm 3^{\circ}\text{C}$, Humidity : $60 \pm 10\% \text{R.H.}$) is regulated measure.

Specification for Magnetic Transducer		Page	5/10
		Revision No.	1.0
Model No. :	KPMG09C24-9965	Drawing No.	OEM9965R

6. 机械性能 Physical Characteristics

	实验项目 Item	实验条件 Test Condition	实验后规格 Specification
6.1	耐冲击性 Shock	<p>峰值加速度 490m/s^2, 正向方波, XYZ三个方向各3次冲击实验后, 测试扬声器.</p> <p>Sounder shall be measured after being applied shock(490m/s^2) for each three mutually perpendicular directions to each of 3 times by half square wave.</p>	<p>符合表1的要求</p> <p>The measured value shall meet Table 1.</p>
6.2	耐振动性 Vibration Resistant	<p>振动频率 10~30 Hz, 1.5mm 全振幅, XYZ三个方向各2小时试验后, 测试扬声器.</p> <p>Sounder shall be measured after being applied vibration of amplitude of 1.5mm with 10 to 30Hz band of vibration frequency to each of 3 perpendicular directions for 2 hours.</p>	
6.3	耐焊接性 Soldering Heat Resistance	<p>将扬声器的插针插入(插至距扬声器壳体1.5mm处为止) $+300\pm 5^\circ\text{C}$的焊锡槽3 ± 0.5秒或$+260\pm 5^\circ\text{C}$的焊锡槽10 ± 1秒, 然后在常温中放置4小时后, 测试扬声器.</p> <p>Lead terminal are immersed up to 1.5mm from sounder's body in solder bath of $+300\pm 5^\circ\text{C}$ for 3 ± 0.5 seconds or $\pm 260\pm 5^\circ\text{C}$ for 10 ± 1 seconds, and then sounder shall be measured after being placed in natural condition for 4 hours.</p>	
6.4	可焊性 Solderability	<p>先将扬声器的插针浸入松香液5秒钟, 然后浸入$+260\pm 5^\circ\text{C}$熔融的锡槽中3 ± 0.5秒.</p> <p>Lead terminals are immersed in rosin for 5 seconds and then immersed in solder bath of $+260\pm 5^\circ\text{C}$ for 3 ± 0.5 seconds.</p>	
6.5	插针强度 Terminal Strength Pulling	<p>分别在每个插针的轴向施加9.8牛顿的静荷重10秒.</p> <p>The force 10 seconds of 9.8N is applied to each terminal in axial direction.</p>	

Specification for Magnetic Transducer		Page	6/10
		Revision No.	1.0
Model No. :	KPMG09C24-9965	Drawing No.	OEM9965R

7. 环境性能 Environmental Characteristics

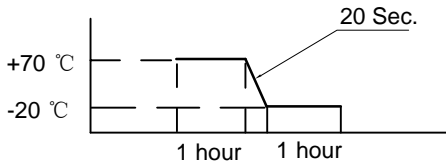
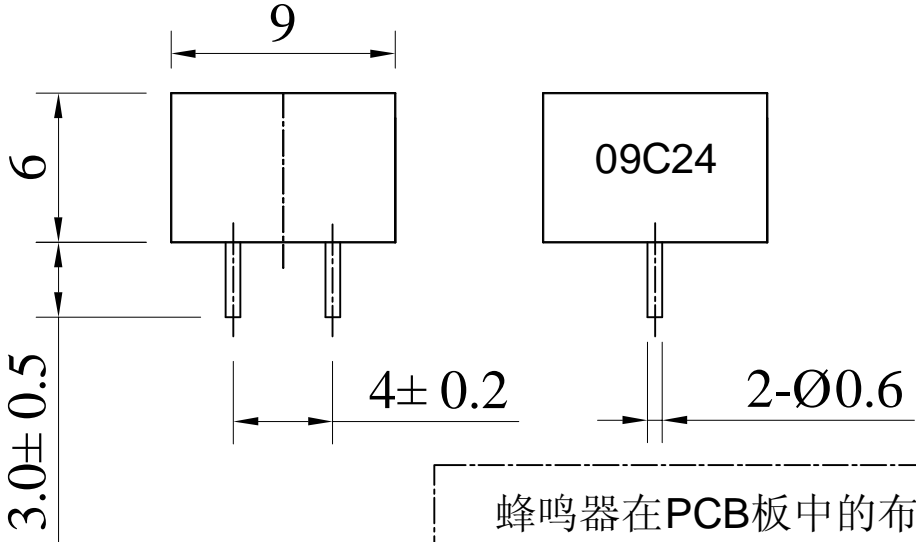
	Item	Specification
1	High Temperature Test 高温试验	<p>After being placed in a chamber with $+85 \pm 2^\circ\text{C}$ for 240 hours and then being placed in natural condition for 2 hours, sounder shall be measured.</p> <p>放置于温度$+85 \pm 2^\circ\text{C}$的烘箱内240小时，然后取出，在常温下放置2小时后，测试声响器。</p>
2	Low Temperature Test 低温试验	<p>After being placed in a chamber with $-40 \pm 2^\circ\text{C}$ for 240 hours and then being placed in natural condition for 2 hours, sounder shall be measured.</p> <p>放置于温度$-40 \pm 2^\circ\text{C}$的制冷箱内240小时，然后取出，在常温下放置2小时后，测试声响器</p>
3	Humidity Test 潮湿试验	<p>After being placed in a chamber with 90 to 95%R.H. at $+40 \pm 2^\circ\text{C}$ for 240 h and then being placed in natural condition for 2h , sounder shall be measured.</p> <p>将产品置于湿度为 90~95%R.H，温度为$+40 \pm 2^\circ\text{C}$试验箱中240小时，然后在正常大气压条件下恢复2小时后，进行测量</p>
4	Thermal Shock Test 热冲击试验	<p>After being worked in a chamber at $+70 \pm 2^\circ\text{C}$ for 1 hour, then sounder shall be placed in a chamber at $-20 \pm 2^\circ\text{C}$ for 1 hour(1 cycle is the below diagram).</p> <p>After 6 above cycles, sounder shall be measured after being placed in natural condition for 1 hour.</p> <p>将产品置于$+70 \pm 2^\circ\text{C}$试验箱中，先工作1小时，然后将产品置于$-20 \pm 2^\circ\text{C}$试验箱中，再工作1小时，经过6个循环后，在正常大气压条件下恢复2小时，进行测量</p> 

表 1 Table 1

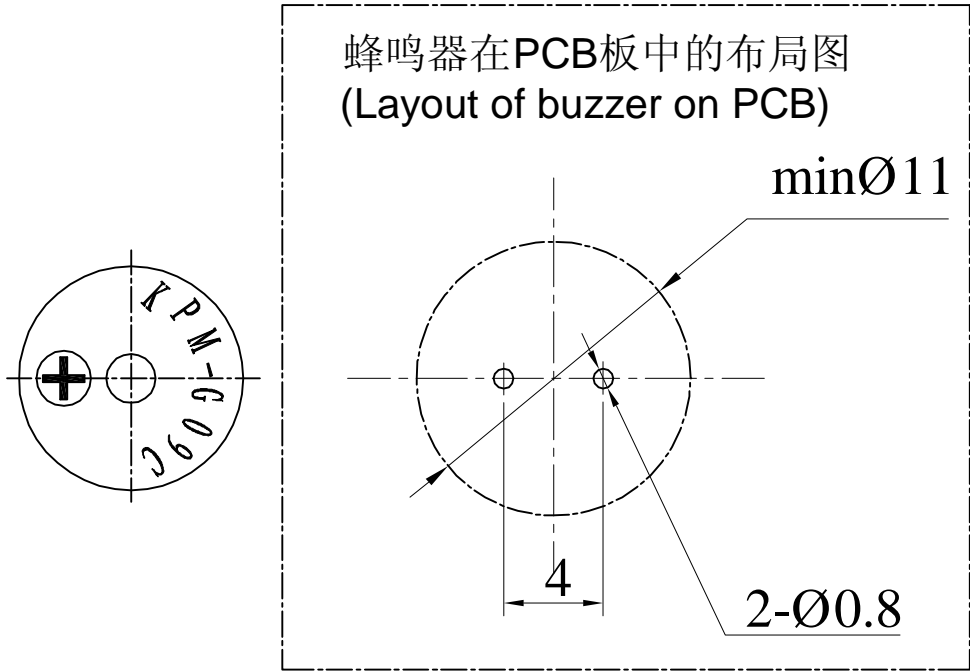
项 目 Item	试验后变化量 Specification after test
声压级 Sound Pressure Level	初始值 $\pm 10\text{dB}$ Initial Value $\pm 10\text{dB}$

Specification for Magnetic Transducer	Page	7/10
	Revision No.	1.0
Model No. : KPMG09C24-9965	Drawing No.	OEM9965R

8. Dimensions



蜂鸣器在PCB板中的布局图
(Layout of buzzer on PCB)



FIRST ANGLE PROJECTION



UNIT : mm
Tolerance : ±0.5

Specification for Magnetic Transducer	Page	8/10
	Revision No.	1.0
Model No. : KPMG09C24-9965	Drawing No.	OEM9965R

9. 包装 Packaging



Picture3: 500PCS



Picture4: 6000PCS

QTY: 6000Pcs
425 x400 x315mm

Specification for Magnetic Transducer		Page	9/10
Model No. : KPMG09C24-9965		Revision No.	1.0
		Drawing No.	OEM9965R

10. 警告 Cautions

如果产品使用于下列高可靠性的装置时,请与我们取得联系,以免对人的生命,财产和身体造成损害.

Please contact us before using our products for the undermentioned applications requiring especially high reliability in order to prevent defects which might directly cause damage to other party's life, body or property (listed below).

- (1) Aircraft equipment 飞行设备
- (2) Aerospace equipment 航天设备
- (3) Undersea equipment 潜水设备
- (4) Medical equipment 医疗设备
- (5) Transportation equipment (automobiles, trains, ships) 交通设施
- (6) Traffic signal equipment 交通信号设备
- (7) Disaster prevention/crime prevention equipment 防灾害/防犯罪设备
- (8) Data-processing equipment 数据处理设备
- (9) Applications of similar complexity or reliability requirements comparable to the applications listed in the above 以及与上述相类似或可靠性要求更高的设备

11. 注意事项 Cautions for Use

11.1 如果产品所承受的机械应力超过规定的值,元件可能被破坏.

The component may be damaged if mechanical stress over this specification is applied.

11.2 在使用烙铁的情况下,应注意烙铁头的温度应该保持在 +350℃ 以下,并且焊接时间控制在3秒内.

In case of using solder iron for soldering, the top of soldering iron's temperature should be kept less than +350 °C. Moreover the soldering time should be also kept with in 3seconds.

