

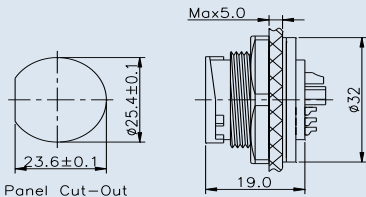
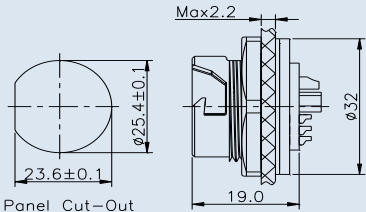


LARGE SERIES

CHOGORI

Large Series Specifications

Large Series, Panel Mount & Male Pin

Description	Front Panel Mount Lock Bayonet Type, Solder	Front Panel Mount Push Lock Type, Solder																																				
	Figure																																					
Drawing																																						
	Part-No.	<table border="1"> <thead> <tr> <th>Contacts</th> <th>Part Number</th> </tr> </thead> <tbody> <tr><td>2</td><td>24002525-01</td></tr> <tr><td>3(20A)</td><td>24003525-01</td></tr> <tr><td>3(50A)</td><td>24003525-02</td></tr> <tr><td>9</td><td>24009525-01</td></tr> <tr><td>18</td><td>24018525-01</td></tr> <tr><td>24</td><td>24024525-01</td></tr> <tr><td>3+9(MF)</td><td>24309525-01</td></tr> <tr><td>3+11(MF)</td><td>24311525-01</td></tr> </tbody> </table>	Contacts	Part Number	2	24002525-01	3(20A)	24003525-01	3(50A)	24003525-02	9	24009525-01	18	24018525-01	24	24024525-01	3+9(MF)	24309525-01	3+11(MF)	24311525-01	<table border="1"> <thead> <tr> <th>Contacts</th> <th>Part Number</th> </tr> </thead> <tbody> <tr><td>2</td><td>24002535-01</td></tr> <tr><td>3(20A)</td><td>24003535-01</td></tr> <tr><td>3(50A)</td><td>24003535-02</td></tr> <tr><td>9</td><td>24009535-01</td></tr> <tr><td>18</td><td>24018535-01</td></tr> <tr><td>24</td><td>24024535-01</td></tr> <tr><td>3+9(MF)</td><td>24309535-01</td></tr> <tr><td>3+11(MF)</td><td>24311535-01</td></tr> </tbody> </table>	Contacts	Part Number	2	24002535-01	3(20A)	24003535-01	3(50A)	24003535-02	9	24009535-01	18	24018535-01	24	24024535-01	3+9(MF)	24309535-01	3+11(MF)
Contacts	Part Number																																					
2	24002525-01																																					
3(20A)	24003525-01																																					
3(50A)	24003525-02																																					
9	24009525-01																																					
18	24018525-01																																					
24	24024525-01																																					
3+9(MF)	24309525-01																																					
3+11(MF)	24311525-01																																					
Contacts	Part Number																																					
2	24002535-01																																					
3(20A)	24003535-01																																					
3(50A)	24003535-02																																					
9	24009535-01																																					
18	24018535-01																																					
24	24024535-01																																					
3+9(MF)	24309535-01																																					
3+11(MF)	24311535-01																																					

Specifications								
Number of Contacts	2	3	3	9	18	24	3+9	3+11
Wire Gauge	4.0mm ² (12AWG)		8.4mm ² (8AWG)	0.75mm ² (18AWG)	0.3mm ² (22AWG)		2.5mm ² +0.2mm ² (12AWG+24AWG)	
Panel Thickness	Max. 5.0mm				Max. 2.2mm			
Environmental Protection	IP67							
Mechanical Life	500 mating cycles							
Operating Temperature	- 45°C - 105°C							
Voltage Rating	300V	300V	300V	125V	125V	300V	300V	
Rated Current (40°C)	20A	20A	50A	5A	5A	20A+5A	20A+5A	

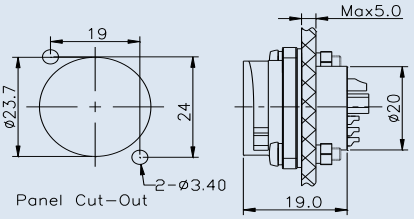
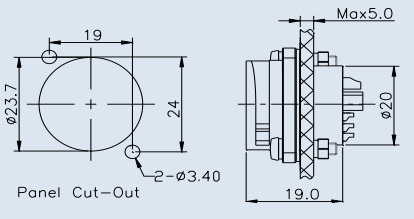
LARGE SERIES

CHOGORI

Large Series Specifications

Large Series, Panel Mount & Male Pin

Description	Square Panel Mount Lock Bayonet Type, Solder	Square Panel Mount Push Lock Type, Solder
Figure		

Drawing		
---------	--	---

Part-No.	Contacts	Part Number	Contacts	Part Number
	2	24002526-01	2	24002536-01
	3(20A)	24003526-01	3(20A)	24003536-01
	3(50A)	24003526-02	3(50A)	24003536-02
	9	24009526-01	9	24009536-01
	3+9(MF)	24309526-01	3+9(MF)	24309536-01

Specifications

Number of Contacts	2	3	3	9	3+9
Wire Gauge	4.0mm ² (12AWG)	8.4mm ² (8AWG)	0.75mm ² (18AWG)	2.5mm ² + 0.2mm ² (12AWG+24AWG)	
Panel Thickness	Max. 5.0mm			Max. 5.0mm	
Environmental Protection	IP67				
Mechanical Life	500 mating cycles				
Operating Temperature	- 45°C - 105°C				
Voltage Rating	300V	300V	300V	125V	300V
Rated Current (40°C)	20A	20A	50A	5A	20A+5A

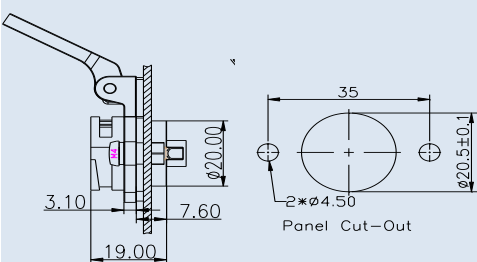
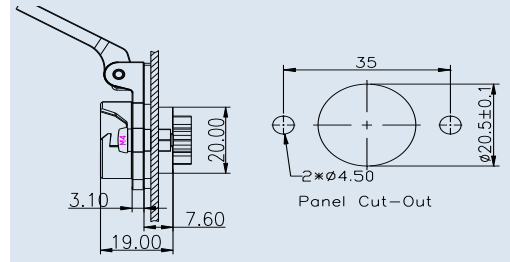
LARGE SERIES

CHOGORI

Large Series Specifications

Large Series, Panel Mount & Male Pin

Description	Rhombus Panel Mount Lock Bayonet Type, Solder	Rhombus Panel Mount Push Lock Type, Solder
Figure		

Drawing		
---------	--	---

Part-No.	Contacts	Part Number	Contacts	Part Number
	2	24002526-02	2	24002536-02
	3(20A)	24003526-03	3(20A)	24003536-03
	3(50A)	24003526-04	3(50A)	24003536-04
	9	24009526-02	9	24009536-02
	3+9(MF)	24309526-02	3+9(MF)	24309536-02

Specifications					
Number of Contacts	2	3	3	9	3+9
Wire Gauge	4.0mm ² (12AWG)	8.4mm ² (8AWG)	0.75mm ² (18AWG)	2.5mm ² + 0.2mm ² (12AWG+24AWG)	
Panel Thickness	Max. 5.0mm				Max. 5.0mm
Environmental Protection	IP67				
Mechanical Life	500 mating cycles				
Operating Temperature	- 45°C - 105°C				
Voltage Rating	300V	300V	300V	125V	300V
Rated Current (40°C)	20A	20A	50A	5A	20A+5A