




Industrial & Electrical Components

**Miniature
P.C.B Relay**

Part No.

NRP-05



Ultra-small type with dimensions.
High sensitivity:200mW coil power
UL/C-UL recognized
Sealed type available

CONTACT

Arrangement	1A
Contact Material	Silver Alloy
Contact Resistive	50 mΩ
Rating	10A 120VAC/28VDC
Resistive load (cosφ=1)	5A 250VAC/28VDC
Max. Switching Voltage	265VAC 30VDC
Max. Switching Current	5A
Max. Switching Power	1200VA / 140W (0.45W type)
Expected life	
Mechanical	1×10 ⁷ Min
Electrical	1×10 ⁵ Min.

CHARACTERISTICS

Operate Time	10ms. Max.
Release Time	4ms. Max.
Initial breakdown voltage	
Between Coil & Contact	4000VAC (50/60Hz)for 1 min.
Between Open Contacts	1000VAC (50/60Hz)for 1 min.
Insulation Resistance	Min.1000MΩ (500 VDC)
Shock: Endurance	10G
Damage	100G
Vibration Endurance	10 to 55 Hz ,1.5mm D.A.
Damage	10 to 55 Hz ,1.5mm D.A.
Humidity	45%~85%RH
Ambient temperature	-40 to +85
Unit weight	9g

ORDERING INFORMATION

e.g

NRP - 05 - C - 12D - H

Series: Miniature p.c.b Relay

Part No.

Contact Form:

C=1C/O; A = N/O; B= N/C

Coil Voltage: 12D= 12Vdc

Nil= 0.45W coil power

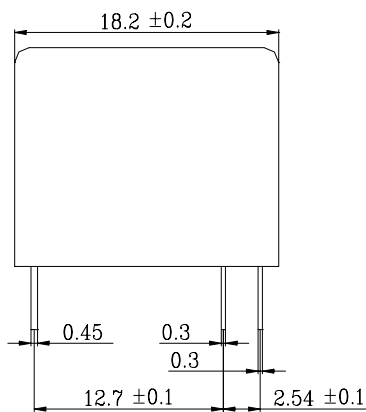
H= 0.20W coil power

COIL DATA (at 20)

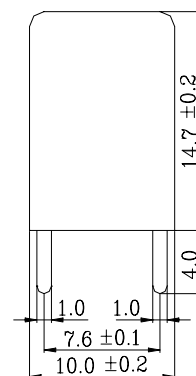
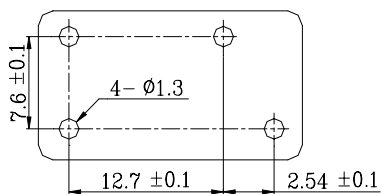
Nominal Voltage (VDC)	Pick-up Voltage VDC(Max)	Drop-out Voltage VDC(Min)	Coil Resistance (Ω) \pm 10%		Nominal operating Power (W)	Max.Allowable Voltage
			High Sensitive 0.20W	Standard 0.45W		
3	2.25	0.15	45	20	0.20 / 0.36	130% of nominal Voltage
5	3.75	0.25	125	55		
6	4.50	0.30	180	80		
9	6.75	0.45	405	180		
12	9.00	0.60	720	320		
24	18.00	1.20	2880	1280		

DIMENSIONS

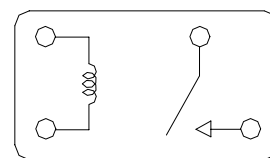
Unit: mm



BOTTOM VIEW

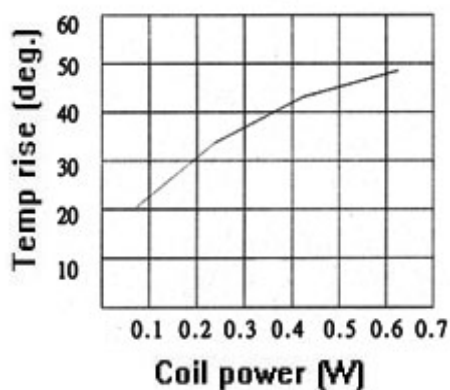


BOTTOM VIEW



REFERENCE DATA

Coil temp. rise



Life expectancy

