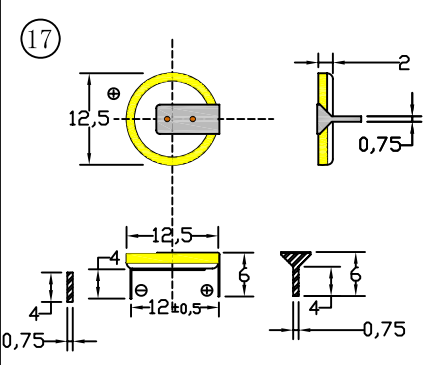
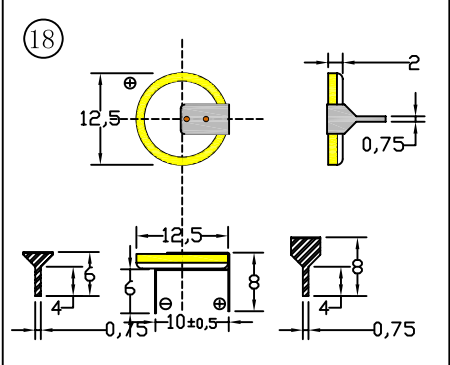
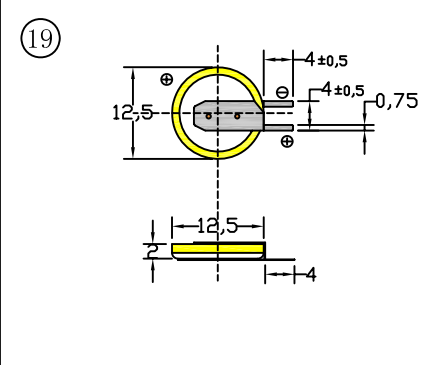
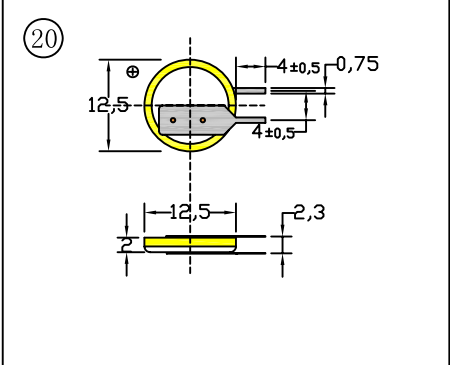
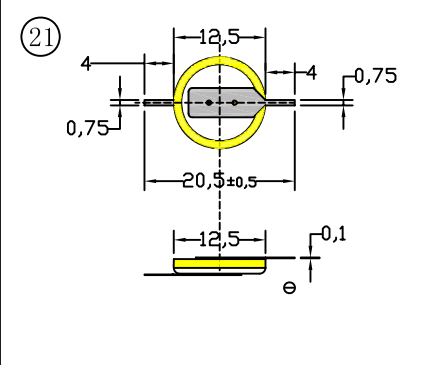
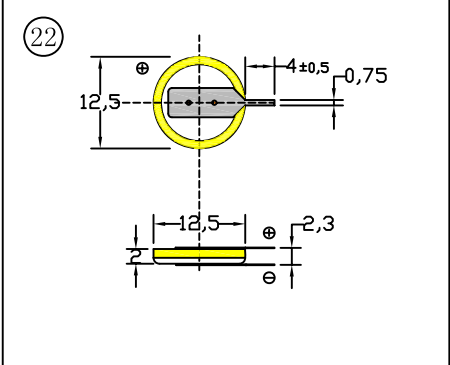
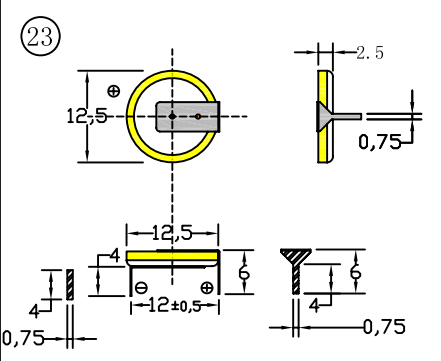
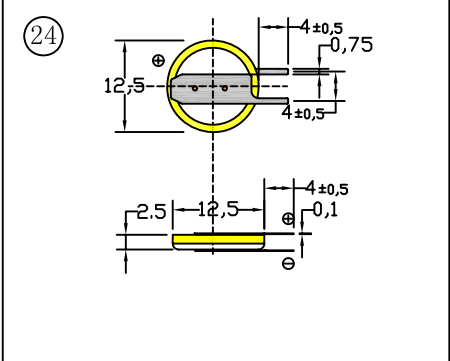
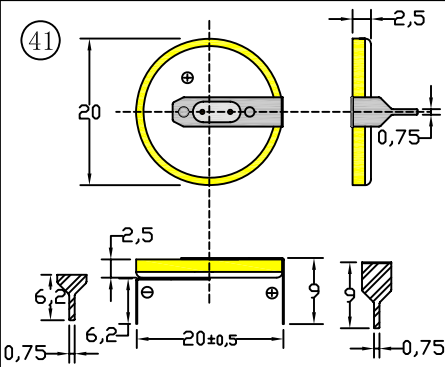
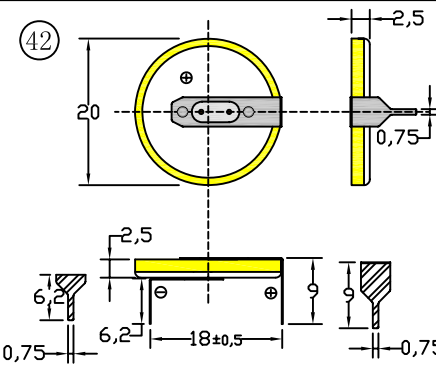
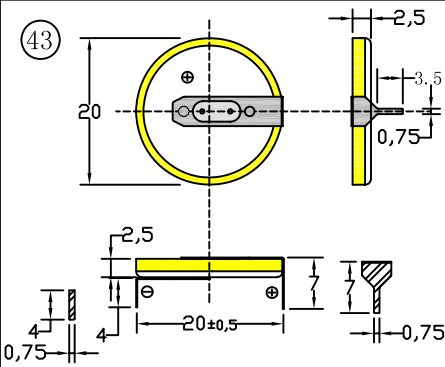
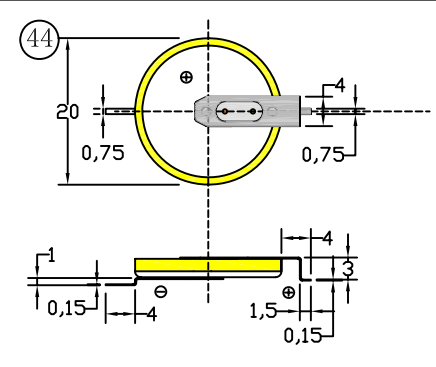
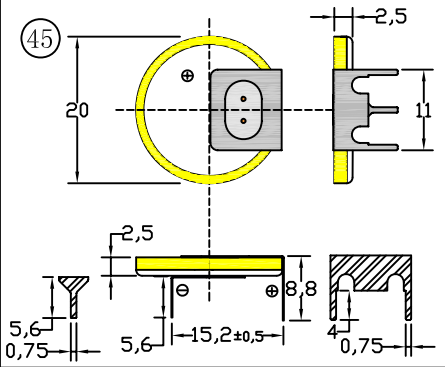
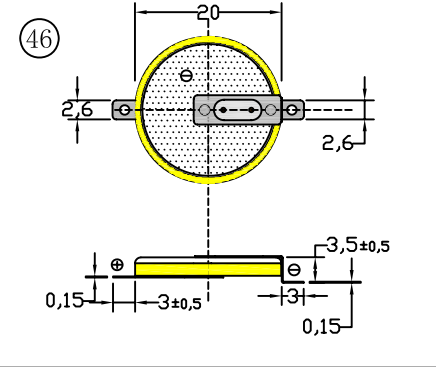
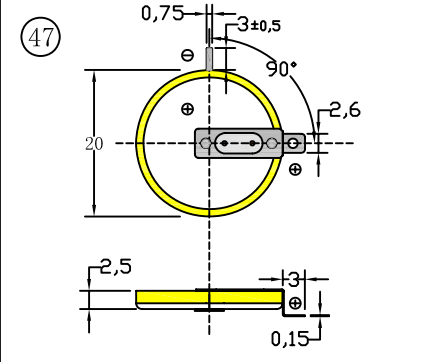
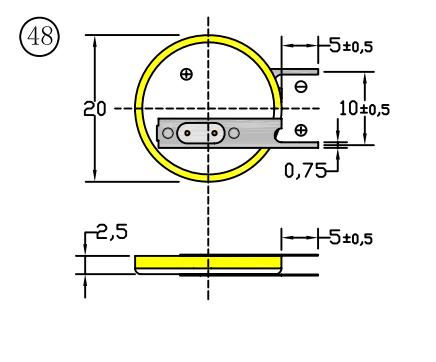


Model Number	Dimensions/mm	Model Number	Dimensions/mm
CR1220/1HF	<p>(17)</p> 	CR1220/1HM	<p>(18)</p> 
CR1220/1F4	<p>(19)</p> 	CR1220/1VC	<p>(20)</p> 
CR1220/1VC1	<p>(21)</p> 	CR1220/1VC2	<p>(22)</p> 
CR1225/1HF	<p>(23)</p> 	CR1225/1VC	<p>(24)</p> 

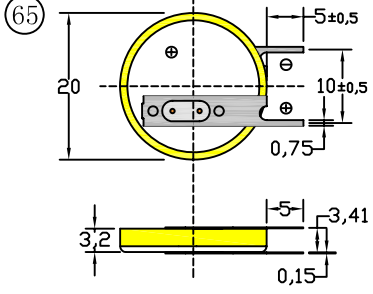
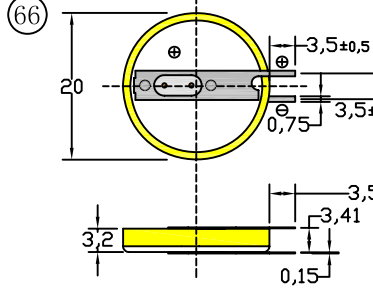
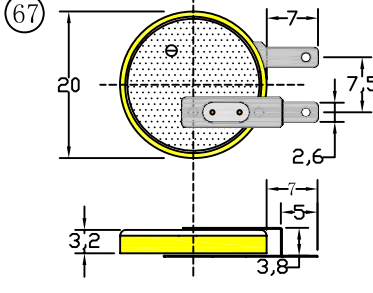
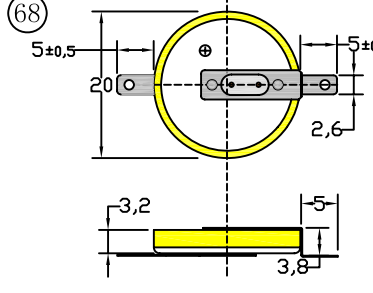
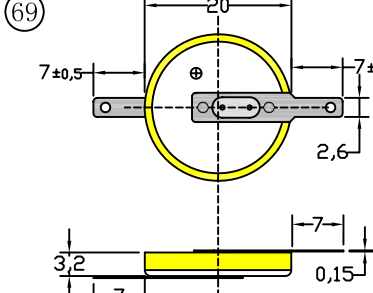
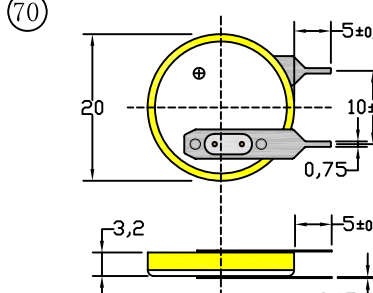
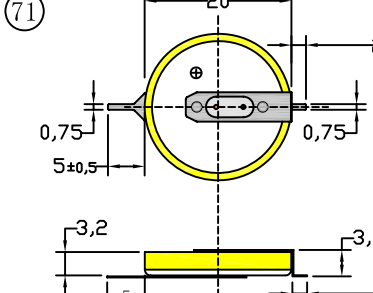
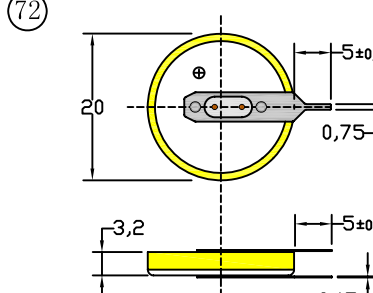
Model Number	Dimensions/mm	Model Number	Dimensions/mm
CR1620/1HF		CR1620/1VC2	
CR1620/1VC3		CR1632/1HF	
CR1632/1GU		CR1632/1HM	
CR1632/1VC2		CR1632/1HF1	

Model Number	Dimensions/mm	Model Number	Dimensions/mm
CR1632/1F2		CR2016/1HF1	
CR2016/1F2		CR2016/1HF	
CR2016/1F3		CR2016/1HM	
CR2016/1F4		CR2016/1VC2	

Model Number	Dimensions/mm	Model Number	Dimensions/mm
CR2025/1HF1		CR2025/1HF2	
CR2025/1HF		CR2025/1HF3	
CR2025/1GU		CR2025/1F2	
CR2025/1F3		CR2025/1VC	

Model Number	Dimensions/mm	Model Number	Dimensions/mm
CR2032/1HF7	<p>Technical drawing of CR2032/1HF7 battery. Front view shows a diameter of 20 mm. Side view shows a thickness of 3.2 mm. Top view shows a width of 6.2 mm and a length of 20.5 ± 0.5 mm. A 0.75 mm offset is indicated from the center to the edge of the top view.</p>	CR2032/1HF6	<p>Technical drawing of CR2032/1HF6 battery. Front view shows a diameter of 20 mm. Side view shows a thickness of 3.2 mm. Top view shows a width of 6.2 mm and a length of 10 ± 0.5 mm. A 0.75 mm offset is indicated from the center to the edge of the top view.</p>
CR2032/1HF5	<p>Technical drawing of CR2032/1HF5 battery. Front view shows a diameter of 20 mm. Side view shows a thickness of 3.2 mm. Top view shows a width of 6.2 mm and a length of 17.8 ± 0.5 mm. A 0.75 mm offset is indicated from the center to the edge of the top view.</p>	CR2032/1HF4	<p>Technical drawing of CR2032/1HF4 battery. Front view shows a diameter of 20 mm. Side view shows a thickness of 3.2 mm. Top view shows a width of 6.2 mm and a length of 20 ± 0.5 mm. A 1.5 mm offset is indicated from the center to the edge of the top view.</p>
CR2032/1HF3	<p>Technical drawing of CR2032/1HF3 battery. Front view shows a diameter of 20 mm. Side view shows a thickness of 3.2 mm. Top view shows a width of 6.2 mm and a length of 15.2 ± 0.5 mm. A 0.75 mm offset is indicated from the center to the edge of the top view.</p>	CR2032/1HF2	<p>Technical drawing of CR2032/1HF2 battery. Front view shows a diameter of 20 mm. Side view shows a thickness of 3.2 mm. Top view shows a width of 6.2 mm and a length of 20 ± 0.5 mm. A 1.8 mm offset is indicated from the center to the edge of the top view.</p>
CR2032/1HF	<p>Technical drawing of CR2032/1HF battery. Front view shows a diameter of 20 mm. Side view shows a thickness of 3.2 mm. Top view shows a width of 6.2 mm and a length of 20 ± 0.5 mm. A 4 mm offset is indicated from the center to the edge of the top view.</p>	CR2032/1HF1	<p>Technical drawing of CR2032/1HF1 battery. Front view shows a diameter of 20 mm. Side view shows a thickness of 3.2 mm. Top view shows a width of 6.5 mm and a length of 20 ± 0.5 mm. A 0.75 mm offset is indicated from the center to the edge of the top view.</p>

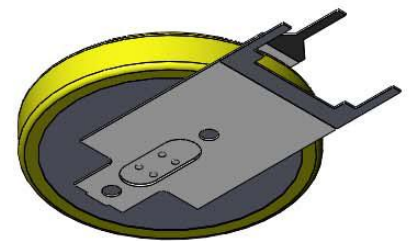
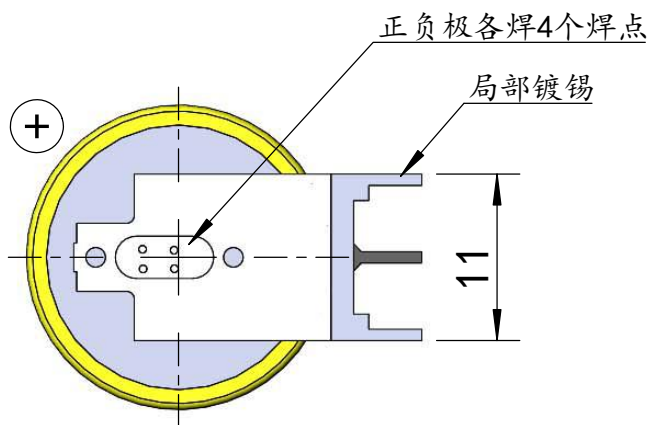
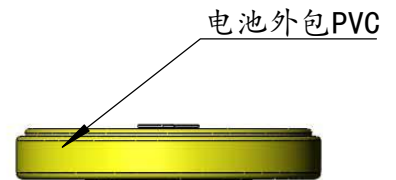
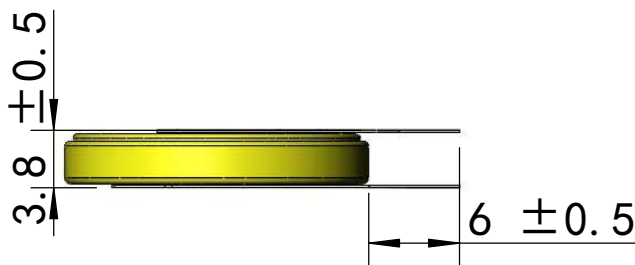
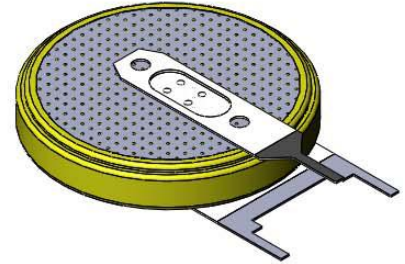
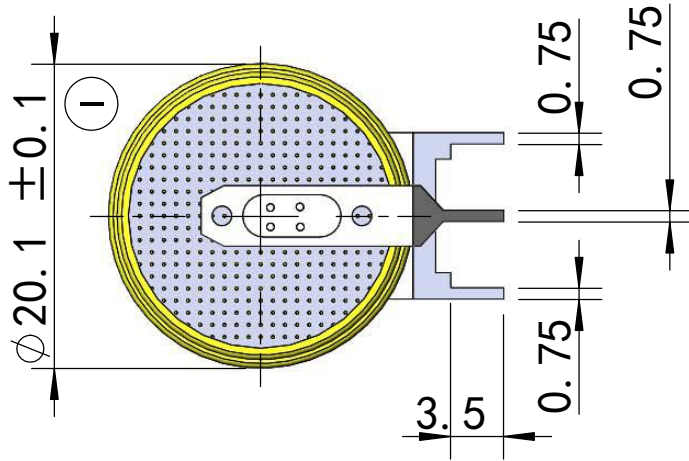
Model Number	Dimensions/mm	Model Number	Dimensions/mm
CR2032 / 1GU	<p>Technical drawing of CR2032 / 1GU battery. Front view shows a diameter of 20mm. Side view shows a width of 3.2mm and a height of 8.8mm. Cross-sectional view shows a length of 20±0.5mm. Additional dimensions include 5.6mm for the top edge, 0.75mm for the bottom edge, and 4mm for the internal structure.</p>	CR2032 / 1HF8	<p>Technical drawing of CR2032 / 1HF8 battery. Front view shows a diameter of 20mm. Side view shows a width of 3.2mm and a height of 5.4mm. Cross-sectional view shows a length of 20±0.5mm. Additional dimensions include 0.8mm for the top edge, 2.1mm for the bottom edge, and 1.8mm for the internal structure.</p>
CR2032 / 1GU1	<p>Technical drawing of CR2032 / 1GU1 battery. Front view shows a diameter of 20mm. Side view shows a width of 3.2mm and a height of 9.2mm. Cross-sectional view shows a length of 20±0.5mm. Additional dimensions include 6.2mm for the top edge, 0.75mm for the bottom edge, and 11mm for the internal structure.</p>	CR2032 / 1HF9	<p>Technical drawing of CR2032 / 1HF9 battery. Front view shows a diameter of 20mm. Side view shows a width of 3.2mm and a height of 8mm. Cross-sectional view shows a length of 22±0.5mm. Additional dimensions include 5.2mm for the top edge, 0.75mm for the bottom edge, and 0.75mm for the internal structure.</p>
CR2032 / 1GU2	<p>Technical drawing of CR2032 / 1GU2 battery. Front view shows a diameter of 20mm. Side view shows a width of 3.2mm and a height of 9.2mm. Cross-sectional view shows a length of 15.2±0.5mm. Additional dimensions include 5.6mm for the top edge, 0.75mm for the bottom edge, and 11mm for the internal structure.</p>	CR2032 / 1HFA	<p>Technical drawing of CR2032 / 1HFA battery. Front view shows a diameter of 20mm. Side view shows a width of 3.2mm and a height of 9mm. Cross-sectional view shows a length of 20±0.5mm. Additional dimensions include 6mm for the top edge, 1.5mm for the bottom edge, and 5mm for the internal structure.</p>
CR2032 / 1GU3	<p>Technical drawing of CR2032 / 1GU3 battery. Front view shows a diameter of 20mm. Side view shows a width of 3.2mm and a height of 9.2mm. Cross-sectional view shows a length of 3.5±0.5mm. Additional dimensions include 5.6mm for the top edge, 0.75mm for the bottom edge, and 11mm for the internal structure.</p>	CR2032 / 1HFB	<p>Technical drawing of CR2032 / 1HFB battery. Front view shows a diameter of 20mm. Side view shows a width of 3.2mm and a height of 4mm. Cross-sectional view shows a length of 20.5±0.5mm. Additional dimensions include 4mm for the top edge, 1.8mm for the bottom edge, and 1.8mm for the internal structure.</p>

Model Number	Dimensions/mm	Model Number	Dimensions/mm
CR2032 / 1VC		CR2032 / 1VC1	
CR2032 / 1F4		CR2032 / 1F2	
CR2032 / 1VC2		CR2032 / 1VC3	
CR2032 / 1F3		CR2032 / 1VC4	

Model Number	Dimensions/mm	Model Number	Dimensions/mm
CR2032 / 1GV	<p>(73)</p>	CR2032 / 1GV1	<p>(74)</p>
CR2032 / 1F6	<p>(75)</p>	CR2032 / 1VC5	<p>(76)</p>
CR2032 / 1F5	<p>(77)</p>	CR2032 / 1F7	<p>(78)</p>
CR2032 / 1HFC	<p>(79)</p>	CR2032 / 1F8	<p>(80)</p>

CR2032/1GVF

标题	CR2032+P-D	版次	A	页次	1/1	日期	2019-06-14
编号	MLK+P-002	修订内容	新版发行				



3	HP-275	负极焊片	1	SUS304不锈钢镀锡	20*4*0.75*0.15(凸台)	4	*所有材料需符合本公司制定环境有害物质管理要求*
2	HP-274	正极焊片	1	SUS304不锈钢镀锡	23*11*0.75(2)*0.15(凸台)	4	
1		CR2032	1				
序号	物料编号	名称	数量	材质	产品规格	焊点个数	备注

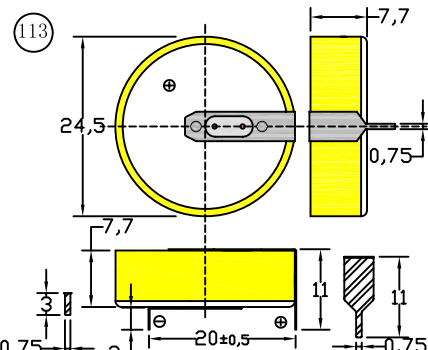
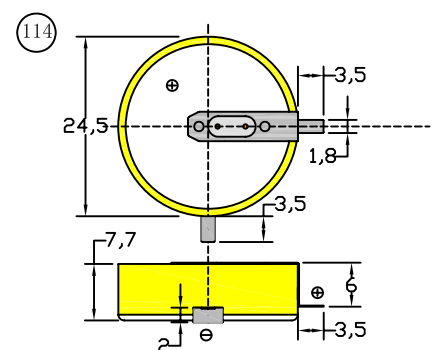
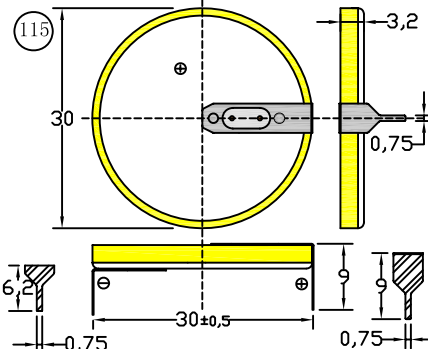
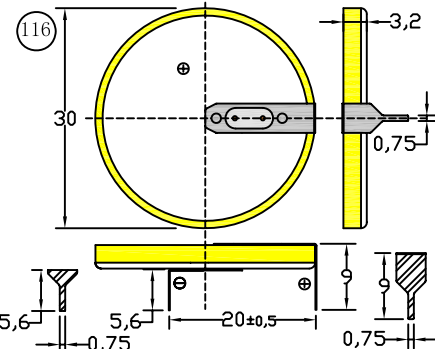
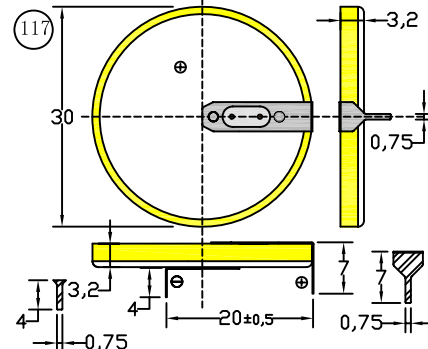
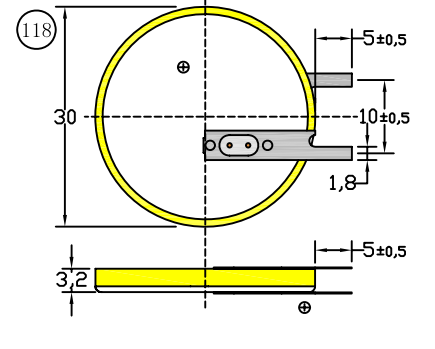
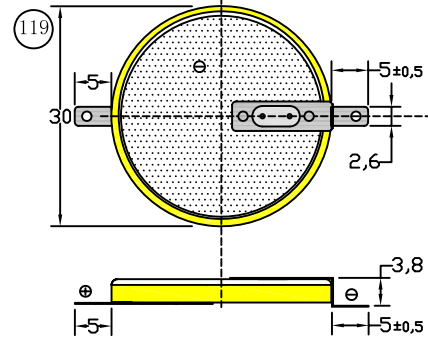
 第三视角	比例	单位	其余标注公差 X ± 0.5 .X ± 0.3 .XX ± 0.1	尺寸标注标识		制图
	2:1	毫米		使用卡尺测量	审核	
				使用千分尺测量	批准	

Model Number	Dimensions/mm	Model Number	Dimensions/mm
CR2330/1HF1	<p>Technical drawing of CR2330/1HF1 showing front and side views. Dimensions include a diameter of 23, a thickness of 3, a hole offset of 0.75, a hole diameter of 6.2, a length of 20±0.5, and a hole depth of 9.2.</p>	CR2330/1VC	<p>Technical drawing of CR2330/1VC showing front and side views. Dimensions include a diameter of 23, a thickness of 3±0.5, a hole offset of 8±0.5, a hole diameter of 0.75, a length of 3, and a hole depth of 3.28.</p>
CR2330/1HF	<p>Technical drawing of CR2330/1HF showing front and side views. Dimensions include a diameter of 23, a thickness of 3, a hole offset of 0.75, a hole diameter of 6.2, a length of 23±0.5, and a hole depth of 9.2.</p>	CR2330/1VC1	<p>Technical drawing of CR2330/1VC1 showing front and side views. Dimensions include a diameter of 23, a thickness of 5±0.5, a hole offset of 10±0.5, a hole diameter of 0.75, a length of 3, and a hole depth of 3.28.</p>
CR2330/1HF2	<p>Technical drawing of CR2330/1HF2 showing front and side views. Dimensions include a diameter of 23, a thickness of 3, a hole offset of 0.75, a hole diameter of 6.2, a length of 20±0.5, a hole depth of 9.2, and a hole diameter of 1.8.</p>	CR2330/1VC2	<p>Technical drawing of CR2330/1VC2 showing front and side views. Dimensions include a diameter of 23, a thickness of 5±0.5, a hole offset of 0.75, a length of 3, a hole depth of 5, and a hole diameter of 3.28.</p>
CR2330/1HF3	<p>Technical drawing of CR2330/1HF3 showing front and side views. Dimensions include a diameter of 23, a thickness of 3, a hole offset of 0.75, a hole diameter of 4, a length of 23±0.5, and a hole depth of 1.8.</p>	CR2330/1F2	<p>Technical drawing of CR2330/1F2 showing front and side views. Dimensions include a diameter of 29, a diameter of 23, a hole offset of 2.6, a hole diameter of 3±0.5, a hole depth of 2.6, a length of 3, and a hole diameter of 3.5.</p>

Model Number	Dimensions/mm	Model Number	Dimensions/mm
CR2430/1HF3		CR2430/1F4	
CR2430/1HF2		CR2430/1VC	
CR2430/1HF1		CR2430/1F6	
CR2430/1HF		CR2430/1VC1	

Model Number	Dimensions/mm	Model Number	Dimensions/mm
CR2450/1HF		CR2450/1GU1	
CR2430/1HF1		CR2450/1GU	
CR2430/1HF2		CR2450/1F2	
CR2430/1HF3		CR2450/1GV	

Model Number	Dimensions/mm	Model Number	Dimensions/mm
CR2450/1GV1		CR2450/1VC	
CR2450/1VC1		CR2450/1VC2	
CR2477/1GV		CR2477/1HF	
CR2477/1VC		CR2477/1HF1	

Model Number	Dimensions/mm	Model Number	Dimensions/mm
CR2477 / 1HF2		CR2477 / 1HF3	
CR3032 / 1HF		CR3032 / 1HF1	
CR3032 / 1HF2		CR3032 / 1VC	
CR3032 / 1F2		CR3032 / 1F1	