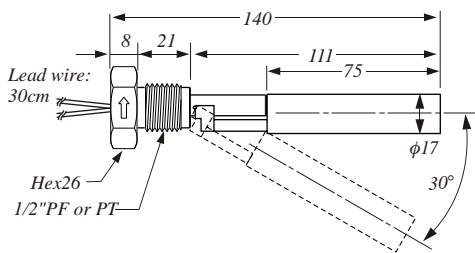
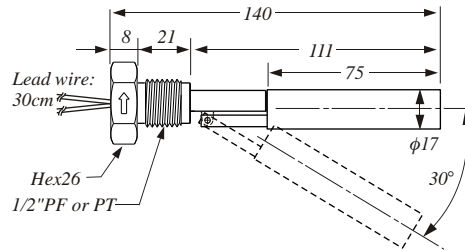


# METAL SINGLE SWITCH TYPES

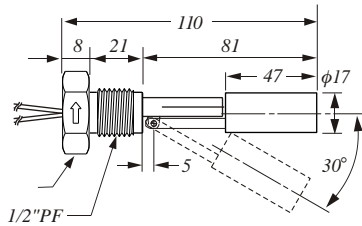
► FD MH26



► FD MH46



► FD MH36



## ■ SPECIFICATIONS

Type	Material	Switching Capacity Max.	Switching Voltage Max.	Switching Current Max.	Carry Current Max.	Lead Wire	Max. Pressure	Operating Temp.	Suitable Sp. Gr.
FDMH26 FDMH36 FDMH46	SUS304	50W/SPST	240Vac 200Vdc	0.5A	1A	XLPE or TEFLON	5 kg/cm <sup>2</sup>	-20~120°C (Max.200°C)	0.7 0.8 0.7

※ Please choose FDMH36 instead of FDMH16 when the medium is vibration during application.