

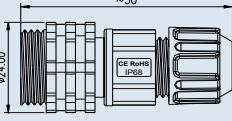
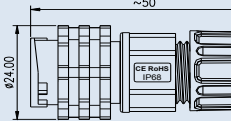
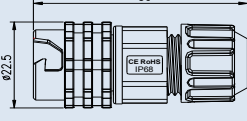
# MIDDLE SERIES

## CHOGORI

### Middle Series Specifications

#### Middle Series, Female Connector & Male Pin

<b>Description</b>	Field Installable, 180° Screw Type, Solder	Field Installable, 180° Lock bayonet Type, Solder	Field Installable, 180° Push Lock Type, Solder
<b>Figure</b>			

<b>Drawing</b>			
----------------	---	---	---

Part-No.	Screw Type			Lock bayonet Type			Push Lock Type		
	Contacts	Cable Range(mm)	Part-Number	Contacts	Cable Range(mm)	Part-Number	Contacts	Cable Range(mm)	Part-Number
2	2	3.5 - 6.5	23002311-01	2	3.5 - 6.5	23002321-01	2	3.5 - 6.5	23002331-01
		6.5 - 9.5	23002311-02		6.5 - 9.5	23002321-02		6.5 - 9.5	23002331-02
3	3	3.5 - 6.5	23003311-01	3	3.5 - 6.5	23003321-01	3	3.5 - 6.5	23003331-01
		6.5 - 9.5	23003311-02		6.5 - 9.5	23003321-02		6.5 - 9.5	23003331-02
4	4	3.5 - 6.5	23004311-01	4	3.5 - 6.5	23004321-01	4	3.5 - 6.5	23004331-01
		6.5 - 9.5	23004311-02		6.5 - 9.5	23004321-02		6.5 - 9.5	23004331-02
5	5	3.5 - 6.5	23005311-01	5	3.5 - 6.5	23005321-01	5	3.5 - 6.5	23005331-01
		6.5 - 9.5	23005311-02		6.5 - 9.5	23005321-02		6.5 - 9.5	23005331-02
6	6	3.5 - 6.5	23006311-01	6	3.5 - 6.5	23006321-01	6	3.5 - 6.5	23006331-01
		6.5 - 9.5	23006311-02		6.5 - 9.5	23006321-02		6.5 - 9.5	23006331-02
7	7	3.5 - 6.5	23007311-01	7	3.5 - 6.5	23007321-01	7	3.5 - 6.5	23007331-01
		6.5 - 9.5	23007311-02		6.5 - 9.5	23007321-02		6.5 - 9.5	23007331-02
8	8	3.5 - 6.5	23008311-01	8	3.5 - 6.5	23008321-01	8	3.5 - 6.5	23008331-01
		6.5 - 9.5	23008311-02		6.5 - 9.5	23008321-02		6.5 - 9.5	23008331-02
3+5	3+5	3.5 - 6.5	23305311-01	3+5	3.5 - 6.5	23305321-01	3+5	3.5 - 6.5	23305331-01
		6.5 - 9.5	23305311-02		6.5 - 9.5	23305321-02		6.5 - 9.5	23305331-02
9	9	3.5 - 6.5	23009311-01	9	3.5 - 6.5	23009321-01	9	3.5 - 6.5	23009331-01
		6.5 - 9.5	23009311-02		6.5 - 9.5	23009321-02		6.5 - 9.5	23009331-02
10	10	3.5 - 6.5	23010311-01	10	3.5 - 6.5	23010321-01	10	3.5 - 6.5	23010331-01
		6.5 - 9.5	23010311-02		6.5 - 9.5	23010321-02		6.5 - 9.5	23010331-02
12	12	3.5 - 6.5	23012311-01	12	3.5 - 6.5	23012321-01	12	3.5 - 6.5	23012331-01
		6.5 - 9.5	23012311-02		6.5 - 9.5	23012321-02		6.5 - 9.5	23012331-02
14	14	3.5 - 6.5	23014311-01	14	3.5 - 6.5	23014321-01	14	3.5 - 6.5	23014331-01
		6.5 - 9.5	23014311-02		6.5 - 9.5	23014321-02		6.5 - 9.5	23014331-02
18	18	3.5 - 6.5	23018311-01	18	3.5 - 6.5	23018321-01	18	3.5 - 6.5	23018331-01
		6.5 - 9.5	23018311-02		6.5 - 9.5	23018321-02		6.5 - 9.5	23018331-02

#### Specifications




Number of Contacts	2	3	4	5	6	7	8	3+5	9	10	12	14	18
Wire Gauge	2.5mm <sup>2</sup> (14AWG)		1.0mm <sup>2</sup> (17AWG)	0.75mm <sup>2</sup> (18AWG)		0.34mm <sup>2</sup> (22AWG)		1.0mm <sup>2</sup> +0.25mm <sup>2</sup> (17AWG +24AWG)	0.34mm <sup>2</sup> (22AWG)	0.25mm <sup>2</sup> (24AWG)			
Cable Range	3.5mm - 6.5mm, 6.5mm - 9.5mm												
Environmental Protection	IP68					IP67					IP67		
Mechanical Life	500 mating cycles												
Operating Temperature	- 45°C - 105°C												
Voltage Rating	300V	300V	300V	125V	125V	60V	60V	125+30V	60V	30V	30V	30V	30V
Rated Current(40°C)	20A	20A	15A	10A	10A	5A	5A	15A+2A	5A	5A	5A	5A	2A

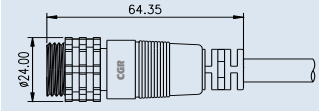
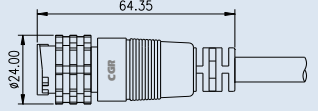
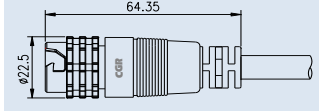
# MIDDLE SERIES

## CHOGORI

### Middle Series Specifications

#### Middle Series, Female Connector & Male Pin

Description	Molded, 180° Screw Type, Solder	Molded, 180° Lock bayonet Type, Solder	Molded, 180° Push Lock Type, Solder
Figure			

Drawing			
---------	---	--	---

Part-No.	Screw Type			Lock Bayonet Type			Push Lock Type		
	Contacts	Cable Range(mm)	Part-Number	Contacts	Cable Range(mm)	Part-Number	Contacts	Cable Range(mm)	Part-Number
	2	Max. 10.8	23002313-01-XXX	2	Max. 10.8	23002323-01-XXX	2	Max. 10.8	23002333-01-XXX
	3	Max. 10.8	23003313-01-XXX	3	Max. 10.8	23003323-01-XXX	3	Max. 10.8	23003333-01-XXX
	4	Max. 10.8	23004313-01-XXX	4	Max. 10.8	23004323-01-XXX	4	Max. 10.8	23004333-01-XXX
	5	Max. 10.8	23005313-01-XXX	5	Max. 10.8	23005323-01-XXX	5	Max. 10.8	23005333-01-XXX
	6	Max. 10.8	23006313-01-XXX	6	Max. 10.8	23006323-01-XXX	6	Max. 10.8	23006333-01-XXX
	7	Max. 10.8	23007313-01-XXX	7	Max. 10.8	23007323-01-XXX	7	Max. 10.8	23007333-01-XXX
	8	Max. 10.8	23008313-01-XXX	8	Max. 10.8	23008323-01-XXX	8	Max. 10.8	23008333-01-XXX
	3+5	Max. 10.8	23305313-01-XXX	3+5	Max. 10.8	23305323-01-XXX	3+5	Max. 10.8	23305333-01-XXX
	9	Max. 10.8	23009313-01-XXX	9	Max. 10.8	23009323-01-XXX	9	Max. 10.8	23009333-01-XXX
	10	Max. 10.8	23010313-01-XXX	10	Max. 10.8	23010323-01-XXX	10	Max. 10.8	23010333-01-XXX
	12	Max. 10.8	23012313-01-XXX	12	Max. 10.8	23012323-01-XXX	12	Max. 10.8	23012333-01-XXX
	14	Max. 10.8	23014313-01-XXX	14	Max. 10.8	23014323-01-XXX	14	Max. 10.8	23014333-01-XXX
	18	Max. 10.8	23018313-01-XXX	18	Max. 10.8	23018323-01-XXX	18	Max. 10.8	23018333-01-XXX

Specifications													
Number of Contacts	2	3	4	5	6	7	8	3+5	9	10	12	14	18
Wire Gauge	2.5mm <sup>2</sup> (14AWG)		1.0mm <sup>2</sup> (17AWG)	0.75mm <sup>2</sup> (18AWG)		0.34mm <sup>2</sup> (22AWG)		1.0mm <sup>2</sup> +0.25mm <sup>2</sup> (17AWG +24AWG)	0.34mm <sup>2</sup> (22AWG)		0.25mm <sup>2</sup> (24AWG)		
Cable Range	Max. 10.8mm												
Environmental Protection	IP67												
Mechanical Life	500 mating cycles												
Operating Temperature	- 40°C - 80°C												
Voltage Rating	300V	300V	300V	125V	125V	60V	60V	125+30V	60V	30V	30V	30V	30V
Rated Current(40°C)	20A	20A	15A	10A	10A	5A	5A	15A+2A	5A	5A	5A	5A	2A