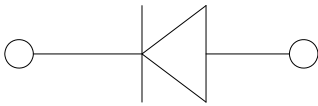


Zener Diodes

Features

- P_{tot} 1.0W
- V_z 3.3V-100V



Mechanical Data

- **Package:** DO-41
- **Terminals:** Tin plated leads, solderable per J-STD-002 and JESD22-B102
- **Polarity:** Cathode line denotes the cathode end

■ Maximum Ratings ($T_a=25^\circ\text{C}$ Unless otherwise specified)

Item	Symbol	Unit	Conditions	Max
Power dissipation	P_{tot}	W	$L=4\text{mm}, T_L=25^\circ\text{C}$	1
Zener current	I_z	mA		P_v / V_z
Maximum junction temperature	T_j	$^\circ\text{C}$		175
Storage temperature range	T_{stg}	$^\circ\text{C}$		-65 to +175

■ Electrical Characteristics ($T_a=25^\circ\text{C}$ Unless otherwise specified)

Item	Symbol	Unit	Conditions	Max
Thermal resistance	$R_{\theta JA}$	$^\circ\text{C}/\text{W}$	junction to ambient air, $L=4\text{mm}, T_L=\text{constant}$	110
Forward voltage	V_F	V	$I_F=200\text{mA}$	1.2

Notes:

1. Valid provided that leads at a distance of 10mm from case are kept at ambient temperature.

■ Ordering Information (Example)

PREFERED P/N	PACKING CODE	UNIT WEIGHT(g)	MINIMUM PACKAGE(pcs)	INNER BOX QUANTITY(pcs)	OUTER CARTON QUANTITY(pcs)	DELIVERY MODE
1N47 SERIES	D1	Approximate 0.26	2500	/	50000	Tape
1N47 SERIES	C1	Approximate 0.26	5000	/	50000	Bulk



1N47 SERIES

■Electrical Characteristics (T_A=25°C Unless otherwise specified)

Part Number	Nominal Zener voltage ¹⁾	Test current	Maximum dynamic impedance			Maximum reverse leakage current		Surge current ³⁾	Maximum regulator current ²⁾
	V _Z at I _{ZT}	I _{ZT}	Z _{ZT} at I _{ZT}	Z _{ZK} at I _{ZK}	I _{ZK}	IR	Test voltage V _R	at T _A =25°C I _R	I _{ZM}
	V	mA	Ω	Ω	mA	μA	V	mA	mA
1N4728A	3.3	76	10	400	1	100	1	1380	276
1N4729A	3.6	69	10	400	1	100	1	1260	252
1N4730A	3.9	64	9	400	1	50	1	1190	234
1N4731A	4.3	58	9	400	1	10	1	1070	217
1N4732A	4.7	53	8	500	1	10	1	970	193
1N4733A	5.1	49	7	550	1	10	1	890	178
1N4734A	5.6	45	5	600	1	10	2	810	162
1N4735A	6.2	41	2	700	1	10	3	730	146
1N4736A	6.8	37	3.5	700	1	10	4	660	133
1N4737A	7.5	34	4	700	0.5	10	5	605	121
1N4738A	8.2	31	4.5	700	0.5	10	6	550	110
1N4739A	9.1	28	5	700	0.5	10	7	500	100
1N4740A	10	25	7	700	0.25	10	7.6	454	91
1N4741A	11	23	8	700	0.25	5	8.4	414	83
1N4742A	12	21	9	700	0.25	5	9.1	380	76
1N4743A	13	19	10	700	0.25	5	9.9	344	69
1N4744A	15	17	14	700	0.25	5	11.4	304	61
1N4745A	16	15.5	16	700	0.25	5	12.2	285	57
1N4746A	18	14	20	750	0.25	5	13.7	250	50
1N4747A	20	12.5	22	750	0.25	5	15.2	225	45
1N4748A	22	11.5	23	750	0.25	5	16.7	205	41
1N4749A	24	10.5	25	750	0.25	5	18.2	190	38
1N4750A	27	9.5	35	750	0.25	5	20.6	170	34
1N4751A	30	8.5	40	1000	0.25	5	22.8	150	30
1N4752A	33	7.5	45	1000	0.25	5	25.1	135	27



1N47 SERIES

1N4753A	36	7	50	1000	0.25	5	27.4	125	25
1N4754A	39	6.5	60	1000	0.25	5	29.7	115	23
1N4755A	43	6	70	1500	0.25	5	32.7	110	22
1N4756A	47	5.5	80	1500	0.25	5	35.8	95	19
1N4757A	51	5	95	1500	0.25	5	38.8	90	18
1N4758A	56	4.5	110	2000	0.25	5	42.6	80	16
1N4759A	62	4	125	2000	0.25	5	47.1	70	14
1N4760A	68	3.7	150	2000	0.25	5	51.7	65	13
1N4761A	75	3.3	175	2000	0.25	5	56	60	12
1N4762A	82	3.0	200	3000	0.25	5	62.2	55	11
1N4763A	91	2.8	250	3000	0.25	5	69.2	50	10
1N4764A	100	2.5	350	3000	0.25	5	76.0	45	9

Notes:

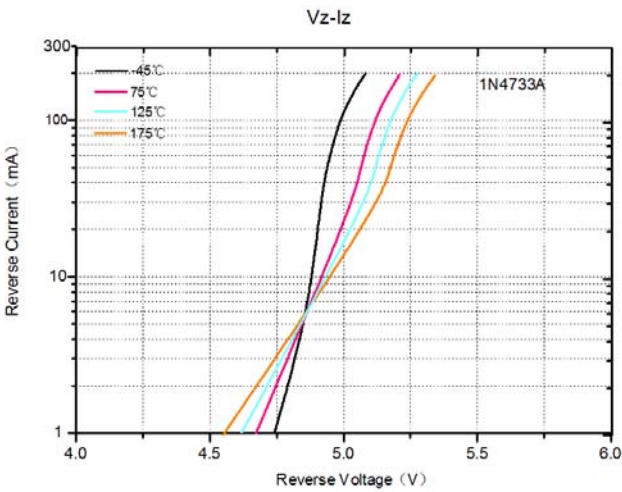
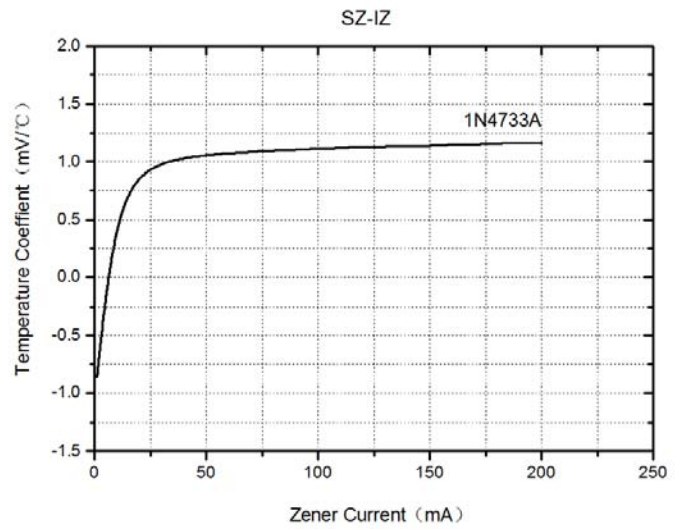
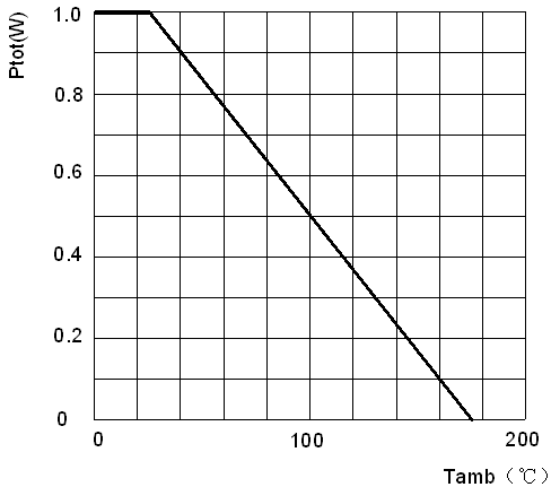
- 1) Based on dc-measurement at thermal equilibrium while maintaining the lead temperature (TL) at 30°C+1°C, 9.5 mm (3/8") from the diode body
- 2) Valid provided that electrodes at a distance of 4 mm from case are kept at ambient temperature
- 3) $t_p = 10$ ms
- 4) A means standard Vz tolerance is $\pm 5\%$



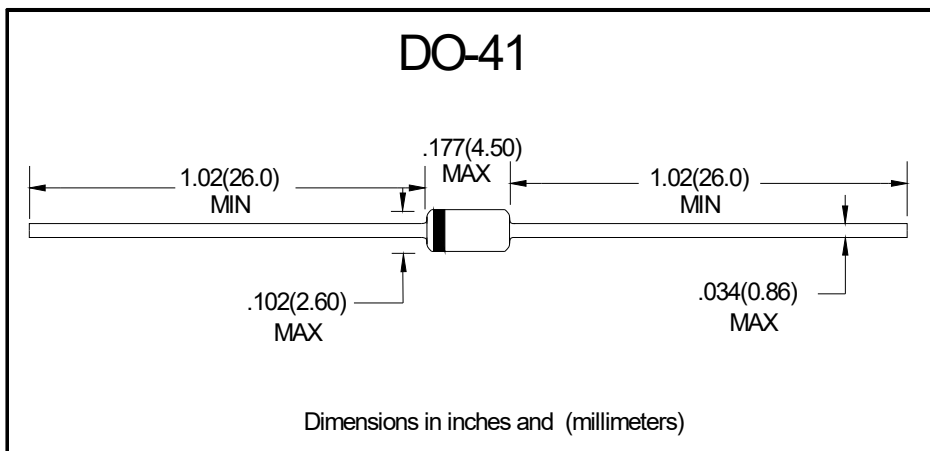
1N47 SERIES

■ Characteristics(Typical)

FIG1: Admissible Power Dissipation vs. Ambient Temperat



■ Outline Dimensions





1N47 SERIES

Disclaimer

The information presented in this document is for reference only. Yangzhou Yangjie Electronic Technology Co., Ltd. reserves the right to make changes without notice for the specification of the products displayed herein to improve reliability, function or design or otherwise.

The product listed herein is designed to be used with ordinary electronic equipment or devices, and not designed to be used with equipment or devices which require high level of reliability and the malfunction of which would directly endanger human life (such as medical instruments, transportation equipment, aerospace machinery, nuclear-reactor controllers, fuel controllers and other safety devices), Yangjie or anyone on its behalf, assumes no responsibility or liability for any damages resulting from such improper use of sale.

This publication supersedes & replaces all information previously supplied. For additional information, please visit our website [http:// www.21yangjie.com](http://www.21yangjie.com) , or consult your nearest Yangjie's sales office for further assistance.