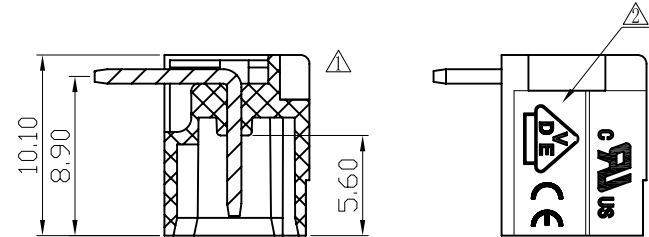
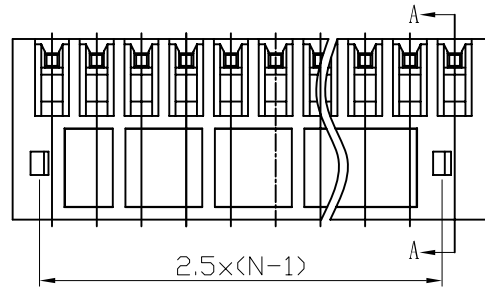
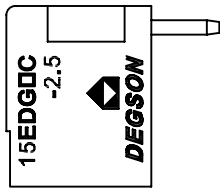
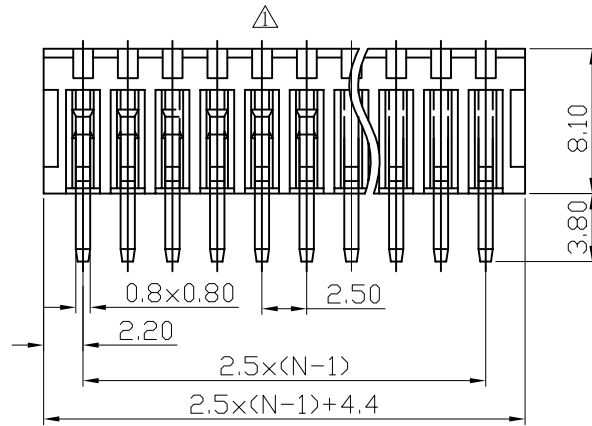
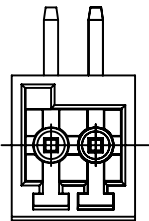


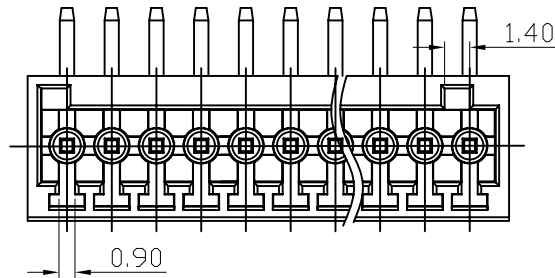
REVISION RECORD				
REV	ECN	DESCRIPTION	DRFT	DATE
△	10-0286	修改外观	Jinbai.Lan	08/31/10*
△	10-0357	增加VDE、CE刻字及修改参数	ZXX	10/21/10*



SECTION A-A



*02P



Notes:

1. Pitch: 2.5, Poles: 2-12P
2. Rated voltage/Current: UL 150V/4A VDE 250V/5A △
3. Operation temperatures: -40°C ~ +105°C
4. Withstanding Voltage: AC1500V/1min
5. Insulation Resistance: 5000MΩ/DC1000V
6. Undimensioned Tolerances:

Pitch range in mm		Nominal dimension range in mm						
	over 6	over 10	over 30	over 60	over 100	over 150	—	
to	to 10	to 24	to 30	to 60	to 100	to 150	○	
to 6							□	
	±0.10	±0.15	±0.25	±0.2	±0.3	±0.5	±0.7	
							±1.0	
							0.005/10	

2	15EDGRC header	1218B00010 (H)	XX	Brass	SnCe
1	15EDGV/RC Housing	1218A0YXXA (H)	1	PA66	UL94V-0
ITEM	NAME OF PART	NO. OF PART	Q"TY	MATERIAL	NOTES
DETACHED LISTS	MM (INCH)	DFTO LIN	DATE 10/20/08*	宁波高正电子有限公司 DEGSON ELECTRONICS CO., LTD NAME 15EDGRC-2.5-XXP-1Y-00A (H)	
	TOLERANCES EXCEPT AS NOTED	CHKD	DATE		
	MM	MFD	DATE		
	.0 ±	APPVL	DATE		
				MATERIAL :	
	ANGLES ± 1°	G.E :		DRAWING NO. 15EDGRC-2.5-E01	SIZE A4
	THIRD ANGLE PROJECTION	FINISH:		/PART NO.	REV T2 10/21/10*
		SCALE : 1:1		DO NOT SCALE DRAWING	SHEET 1 OF 1