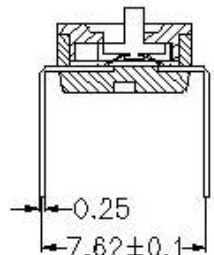


G Type



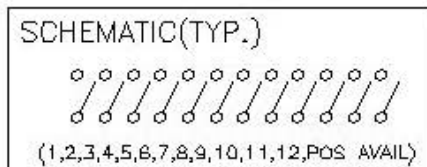
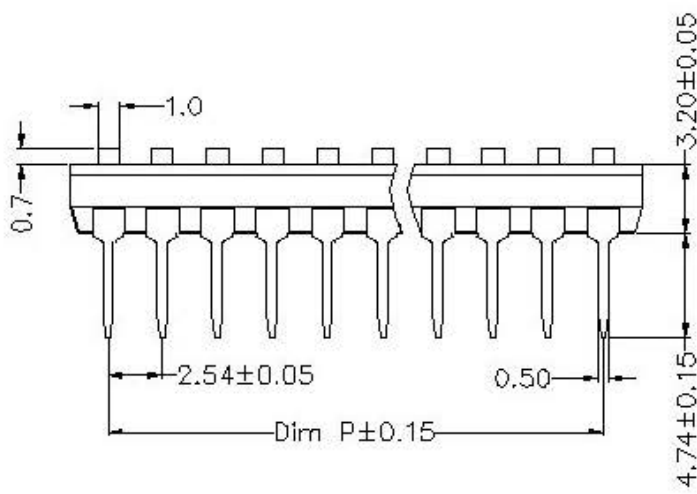
Notes:

I. MECHANICAL

1. Operation Force : 8N Max
2. Operation Temp : -25°C ~ -70°C
3. Storage Temp : 4°C ~ -85°C
4. Stroke : 2mm

II. ELECTRICAL

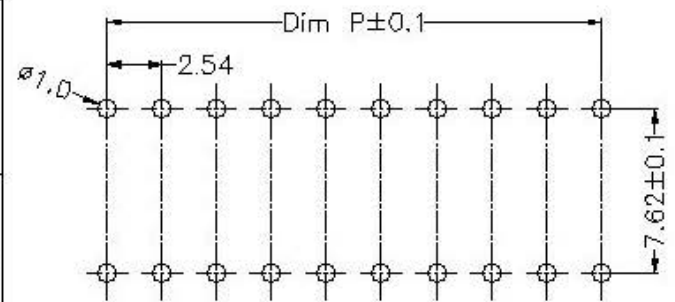
1. Electrical Life: 2000 operations cycles per switch 24VDC, 25mA
2. Non Switching Rating : 100mA, 50VDC
3. Switching rating: 25mA, 24VDC
4. Contact resistance : (a) 500 mΩ max. at initial (b) 100 mΩ min. after life test
5. Insulation Resistance : 100MΩ Min, AT 50VDC
6. Dielectric Strength : 500VAC / 1 minute
7. Capacitance : 5pF max
8. Circuit : Single pole double throw



Poles	Dim P	Dim L
1P	—	3.54
2P	2.54	6.08
3P	5.08	8.62
4P	7.62	11.16
5P	10.16	13.70
6P	12.70	16.24
7P	15.24	18.78
8P	17.78	21.32
9P	20.32	23.86
10P	22.86	26.40
11P	25.40	28.94
12P	27.94	31.48

III. SOLDERING AND CLEANING PROCESSES

1. Keep all switch contacts in their "OFF" position for all operations
2. WAVE SOLDERING : Recommended Solder Temperature at 240°C max. 20 seconds
3. HAND SOLDERING : Use a soldering iron of 30 watts, controlled at 270°C approximately 2 seconds while applying solder
4. CLEANING PROCESS: When vapor methods are used do not subject the switch to solvents at temperature above 125° F (51°C)



P. C. B. LAYOUT

△				
△				
△	A	ENG. REL.	2015.4.1	TRNG
符号	版本	修订内容	日期	批准