




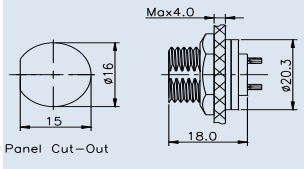
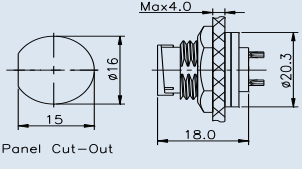
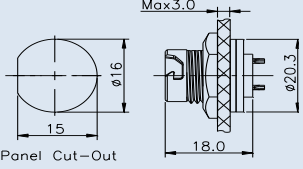
STANDARD SERIES

CHOGORI

Standard Series Specifications

Standard Series, Panel Mount & Male Pin

| | | | |
|-------------|-----------------------------------------------------------------------------------|-----------------------------------------------------------------------------------|-------------------------------------------------------------------------------------|
| Description | Panel Front Mount, Screw Type, Solder | Panel Front Mount, Lock Bayonet Type, Solder | Panel Front Mount, Push Lock Type, Solder |
| Figure |  |  |  |

| | | | |
|---------|-----------------------------------------------------------------------------------|------------------------------------------------------------------------------------|-------------------------------------------------------------------------------------|
| Drawing |  |  |  |
|---------|-----------------------------------------------------------------------------------|------------------------------------------------------------------------------------|-------------------------------------------------------------------------------------|

| Part Number | Screw Type | | Lock Bayonet Type | | Push Lock Type | |
|-------------|------------|-------------|-------------------|-------------|----------------|-------------|
| | Contacts | Part Number | Contacts | Part Number | Contacts | Part Number |
| | 2 | 22002515-01 | 2 | 22002525-01 | 2 | 22002535-01 |
| | 3 | 22003515-01 | 3 | 22003525-01 | 3 | 22003535-01 |
| | 4 | 22004515-01 | 4 | 22004525-01 | 4 | 22004535-01 |
| | 5 | 22005515-01 | 5 | 22005525-01 | 5 | 22005535-01 |
| | 6 | 22006515-01 | 6 | 22006525-01 | 6 | 22006535-01 |
| | 2+4 | 22204515-01 | 2+4 | 22204525-01 | 2+4 | 22204535-01 |
| | 3+4 | 22304515-01 | 3+4 | 22304525-01 | 3+4 | 22304535-01 |
| | 8 | 22008515-01 | 8 | 22008525-01 | 8 | 22008535-01 |
| | 10 | 22010515-01 | 10 | 22010525-01 | 10 | 22010535-01 |
| | 12 | 22012515-01 | 12 | 22012525-01 | 12 | 22012535-01 |




| Specifications | | | | | | | | | | |
|--------------------------|------------------------------|------|------|------------------------------|-----|------------|-----------------------------------------------------------------------|-----|------------------------------|-----------------------------|
| Number of Contacts | 2 | 3 | 4 | 5 | 6 | 2+4 | 3+4 | 8 | 10 | 12 |
| Wire Gauge | 0.823mm ² (18AWG) | | | 0.519mm ² (20AWG) | | | 0.823mm ² (18AWG)*2C/3C 0.519mm ² (20AWG)*4C | | 0.519mm ² (20AWG) | 0.34mm ² (22AWG) |
| Panel Thickness | Max. 4.0mm | | | | | Max. 4.0mm | | | Max. 3.0mm | |
| Environmental Protection | IP68 | | | | | IP67 | | | IP67 | |
| Mechanical Life | 500 mating cycles | | | | | | | | | |
| Operating Temperature | - 45°C - 105°C | | | | | | | | | |
| Voltage Rating | 300V | 300V | 125V | 60V | 60V | 60V | 60V | 60V | 30V | 30V |
| Rated Current (40°C) | 10A | 10A | 10A | 5A | 5A | 10A+5A | 10A+2A | 5A | 2A | 2A |

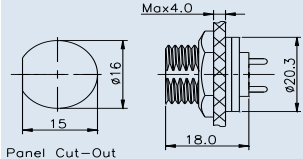
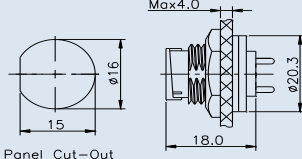
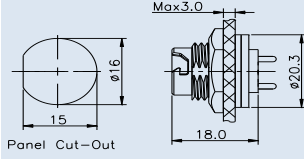
STANDARD SERIES

CHOGORI

Standard Series Specifications

Standard Series, Panel Mount & Male Pin

| | | | |
|-------------|-----------------------------------------------------------------------------------|-----------------------------------------------------------------------------------|-------------------------------------------------------------------------------------|
| Description | Panel Front Mount, Screw Type, PCB | Panel Front Mount, Lock Bayonet Type, PCB | Panel Front Mount, Push Lock Type, PCB |
| Figure |  |  |  |

| | | | |
|---------|-----------------------------------------------------------------------------------|------------------------------------------------------------------------------------|-------------------------------------------------------------------------------------|
| Drawing |  |  |  |
|---------|-----------------------------------------------------------------------------------|------------------------------------------------------------------------------------|-------------------------------------------------------------------------------------|

| Part Number | Contacts | Part Number | Contacts | Part Number | Contacts | Part Number |
|-------------|----------|-------------|-------------|-------------|-------------|-------------|
| | | 2 | 22002515-02 | 2 | 22002525-02 | 2 |
| | 3 | 22003515-02 | 3 | 22003525-02 | 3 | 22003535-02 |
| | 4 | 22004515-02 | 4 | 22004525-02 | 4 | 22004535-02 |
| | 5 | 22005515-02 | 5 | 22005525-02 | 5 | 22005535-02 |
| | 6 | 22006515-02 | 6 | 22006525-02 | 6 | 22006535-02 |
| | 2+4 | 22204515-02 | 2+4 | 22204525-02 | 2+4 | 22204535-02 |
| | 3+4 | 22304515-02 | 3+4 | 22304525-02 | 3+4 | 22304535-02 |
| | 8 | 22008515-02 | 8 | 22008525-02 | 8 | 22008535-02 |
| | 10 | 22010515-02 | 10 | 22010525-02 | 10 | 22010535-02 |
| | 12 | 22012515-02 | 12 | 22012525-02 | 12 | 22012535-02 |

Specifications



| Number of Contacts | 2 | 3 | 4 | 5 | 6 | 2+4 | 3+4 | 8 | 10 | 12 |
|--------------------------|------------------------------|------|------|------------------------------|-----|-----------------------------------------------------------------------|--------|------------------------------|-----------------------------|-----|
| Wire Gauge | 0.823mm ² (18AWG) | | | 0.519mm ² (20AWG) | | 0.823mm ² (18AWG)*2C/3C 0.519mm ² (20AWG)*4C | | 0.519mm ² (20AWG) | 0.34mm ² (22AWG) | |
| Panel Thickness | Max. 4.0mm | | | | | Max. 4.0mm | | | Max. 3.0mm | |
| Environmental Protection | IP68 | | | | | IP67 | | | IP67 | |
| Mechanical Life | 500 mating cycles | | | | | | | | | |
| Operating Temperature | - 45°C - 105°C | | | | | | | | | |
| Voltage Rating | 300V | 300V | 125V | 60V | 60V | 60V | 60V | 60V | 30V | 30V |
| Rated Current (40°C) | 10A | 10A | 10A | 5A | 5A | 10A+5A | 10A+2A | 5A | 2A | 2A |

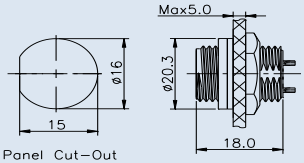
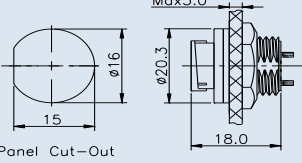
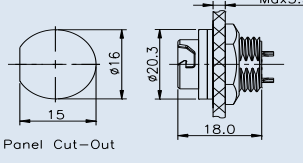
STANDARD SERIES

CHOGORI

Standard Series Specifications

Standard Series, Panel Mount & Male Pin

| | | | |
|-------------|-----------------------------------------------------------------------------------|-----------------------------------------------------------------------------------|-------------------------------------------------------------------------------------|
| Description | Panel Rear Mount, Screw Type, Solder | Panel Rear Mount, Lock Bayonet Type, Solder | Panel Rear Mount, Push Lock Type, Solder |
| Figure |  |  |  |

| | | | |
|---------|-----------------------------------------------------------------------------------|------------------------------------------------------------------------------------|-------------------------------------------------------------------------------------|
| Drawing |  |  |  |
|---------|-----------------------------------------------------------------------------------|------------------------------------------------------------------------------------|-------------------------------------------------------------------------------------|

| Part Number | Screw Type | | Lock Bayonet Type | | Push Lock Type | |
|-------------|------------|-------------|-------------------|-------------|----------------|-------------|
| | Contacts | Part Number | Contacts | Part Number | Contacts | Part Number |
| | 2 | 22002515-03 | 2 | 22002525-03 | 2 | 22002535-03 |
| | 3 | 22003515-03 | 3 | 22003525-03 | 3 | 22003535-03 |
| | 4 | 22004515-03 | 4 | 22004525-03 | 4 | 22004535-03 |
| | 5 | 22005515-03 | 5 | 22005525-03 | 5 | 22005535-03 |
| | 6 | 22006515-03 | 6 | 22006525-03 | 6 | 22006535-03 |
| | 2+4 | 22204515-03 | 2+4 | 22204525-03 | 2+4 | 22204535-03 |
| | 3+4 | 22304515-03 | 3+4 | 22304525-03 | 3+4 | 22304535-03 |
| | 8 | 22008515-03 | 8 | 22008525-03 | 8 | 22008535-03 |
| | 10 | 22010515-03 | 10 | 22010525-03 | 10 | 22010535-03 |
| | 12 | 22012515-03 | 12 | 22012525-03 | 12 | 22012535-03 |

Specifications

| Number of Contacts | 2 | 3 | 4 | 5 | 6 | 2+4 | 3+4 | 8 | 10 | 12 |
|--------------------------|------------------------------|------|------|------------------------------|------------|-----------------------------------------------------------------------|--------|------------------------------|-----------------------------|-----|
| Wire Gauge | 0.823mm ² (18AWG) | | | 0.519mm ² (20AWG) | | 0.823mm ² (18AWG)*2C/3C 0.519mm ² (20AWG)*4C | | 0.519mm ² (20AWG) | 0.34mm ² (22AWG) | |
| Panel Thickness | Max. 5.0mm | | | | Max. 5.0mm | | | Max. 5.5mm | | |
| Environmental Protection | IP68 | | | | IP67 | | | IP67 | | |
| Mechanical Life | 500 mating cycles | | | | | | | | | |
| Operating Temperature | - 45°C - 105°C | | | | | | | | | |
| Voltage Rating | 300V | 300V | 125V | 60V | 60V | 60V | 60V | 60V | 30V | 30V |
| Rated Current (40°C) | 10A | 10A | 10A | 5A | 5A | 10A+5A | 10A+2A | 5A | 2A | 2A |