













Technical characteristics


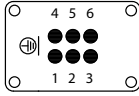
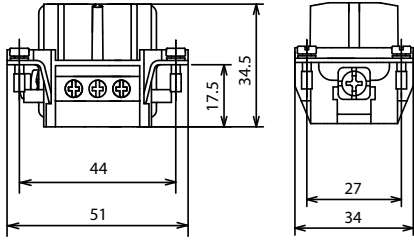
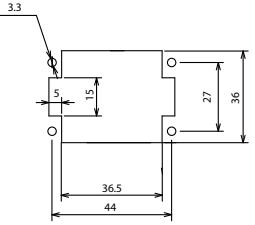

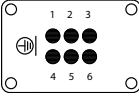
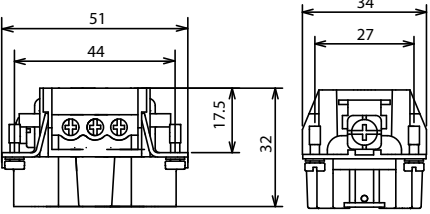
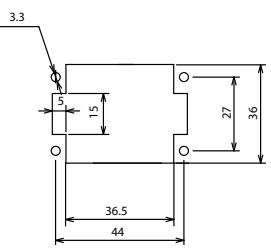
Caratteristiche tecniche

Specifications:	EN 61984, EN 60664-1 UL 1977 CSA C22.2 No. 182.3
Approvals:	  (UL, CSA)   
Number of contacts	6,10,16, 24,32 (16x2), 48 (24x2) + ⊕
Electrical data acc. to EN 61984	
	16A 500V 6kV 3
Working current _____	_____
Working voltage _____	_____
Rated impulse voltage _____	_____
Pollution degree _____	_____
Pollution degree 2 also	16A 400/690V 6kV 2
Current carrying capacity:	Please refer to "Electrical engineering data" page 00.28
Working voltage acc. to UL/CSA	600V
Insulation resistance	≥ 10 ¹⁰ Ω
Material	PBT
Limiting temperatures	- 40 °C ... + 125 °C
Flammability acc. to	UL 94 V0 - GWT 960°
Mechanical working life	≥ 500 cycles
Material	Copper alloy
Surface	Silver plated
Contact resistance	≤ 1 m Ω
Screw terminal (Toured)	
- mm ²	0,5+4,0
- AWG	20 ÷ 12
- Tightening torque	0.5 Nm
- Stripping length	7.0 mm
For solid or stranded wires	
Recommended enclosures:	Section: 21,22,23,25,26,27,30
Type	STD, HE, EMC, HP-HE
Material	Die cast aluminium
Surface	Powder coated
Locking element	With metal lever or screws
Hoods/Housings seal	NBR
Limiting temperatures	-40 °C ... + 125 °C
Degree of protection acc. to EN 60529 for coupled connectors	IP66 or IP68 (HP-HE)
Thread	Metric - EN 50262 Pg - DIN 40430

According to EN61984 connectors should not be coupled and decoupled under electrical load.

Norme di riferimento:	EN 61984, EN 60664-1 UL 1977 CSA C22.2 No. 182.3
Approvazioni:	  (UL, CSA)   
Numero dei contatti	6,10,16, 24, 32 (16x2), 48 (24x2) + ⊕
Caratteristiche elettriche secondo EN 61984	
	16A 500V 6kV 3
Corrente nominale _____	_____
Tensione nominale _____	_____
Tensione ad impulso _____	_____
Grado di inquinamento _____	_____
Con grado di inquinamento 2	16A 400/690V 6kV 2
Portata di corrente:	Vedere pag. 00.28 "Caratteristiche elettriche"
Tensione nominale secondo UL/CSA	600V
Resistenza di isolamento	≥ 10 ¹⁰ Ω
Materiale	PBT
Limiti di temperature	- 40 °C ... + 125 °C
Autoestinguenza	UL 94 V0 - GWT 960°
Vita meccanica	≥ 500 cicli
Materiale	Lega di rame
Finitura:	Argentati
Resistenza di contatto	≤ 1 m Ω
Terminali a vite (torniti)	
- mm ²	0.5+4,0 mm ²
- AWG	20 ÷ 12
- Coppia di serraggio	0.5 Nm
- Lunghezza di spellatura	7.0 mm
Per fili rigidi o flessibili	
Custodie suggerite:	Sezioni: 21,22,23,25,26,27,30
Tipo	STD, HE, EMC, HP-HE
Materiale	Fusione di alluminio
Superficie	Verniciatura a polvere
Sistema di chiusura	Con leva metallica o viti
Guarnizione	NBR
Limiti di temperature	-40 °C ... + 125 °C
Grado di protezione secondo EN 60529 connettori accoppiati	IP66 o IP68 (HP-HE)
Filettature	Metrica - EN 50262 Pg - DIN 40430




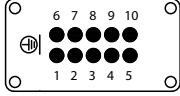
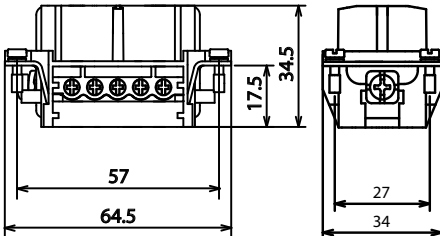
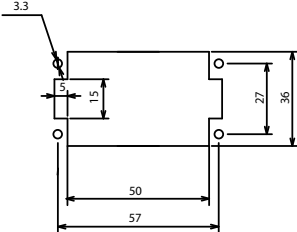



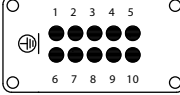
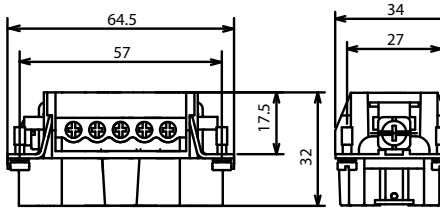
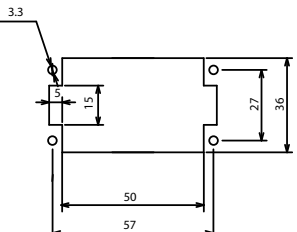
Secondo la norma EN61984 i connettori non devono essere connessi e sconnessi sotto carico

Screw terminal inserts <i>Inserti con terminali a vite</i>	Size 6B, 6p + ⚡ UL/CSA : 600 V	Type <i>Tipo</i>	Part No. <i>Codice</i>
<p>Female inserts <i>Inserti femmina</i></p>  <p>UL US CSA CE RoHS CCC</p> <p>Silver plated contacts with cross/slot screws <i>Contatti argentati con viti con impronta combi taglio/croce</i></p>	<p>Contact arrangement View from termination side <i>Disposizione contatti</i> <i>Vista lato terminazioni</i></p>    <p>Panel cut out for inserts For use without hood/housing <i>Foratura di alloggiamento inserti</i> <i>Per uso senza custodie</i></p>	<p>Screw terminals with wire protection Section: 0.5-2,5 mm² (20-14 AWG)</p> <p><i>Terminali a vite con proteggi-filo</i> <i>Per sezioni: 0,5-2,5 mm² (20-14 AWG)</i></p>	<p>7306.6003.4</p>
		<p>Screw terminals without wire protection 0.5- 4 mm² (20-12 AWG)</p> <p><i>Terminali a vite senza proteggi-filo</i> <i>Per sezioni 0,5- 4 mm² (20-12 AWG)</i></p>	<p>7306.6003.6</p>
<p>Male inserts <i>Inserti maschio</i></p>  <p>UL US CSA CE RoHS CCC</p> <p>Silver plated contacts with cross/slot screws <i>Contatti argentati con viti con impronta combi taglio/croce</i></p>	<p>Contact arrangement View from termination side <i>Disposizione contatti</i> <i>Vista lato terminazioni</i></p>    <p>Panel cut out for inserts For use without hood/housing <i>Foratura di alloggiamento inserti</i> <i>Per uso senza custodie</i></p>	<p>Screw terminals with wire protection Section: 0.5-2,5 mm² (20-14 AWG)</p> <p><i>Terminali a vite con proteggi-filo</i> <i>Per sezioni: 0,5-2,5 mm² (20-14 AWG)</i></p>	<p>7306.6103.4</p>
		<p>Screw terminals without wire protection 0.5-4 mm² (20-12 AWG)</p> <p><i>Terminali a vite senza proteggi-filo</i> <i>Per sezioni 0,5-4 mm² (20-12 AWG)</i></p>	<p>7306.6103.6</p>

Hood/housing size 6B «44x27»
Custodie grandezza 6B «44x27»

Dimensions in mm Part No. bold letters refer to standard availability. Normal letters refer to items on special request.
Dimensioni in mm I codici in grassetto indicano i prodotti di normale disponibilità. Il carattere normale indica i prodotti speciali su richiesta.



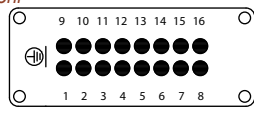
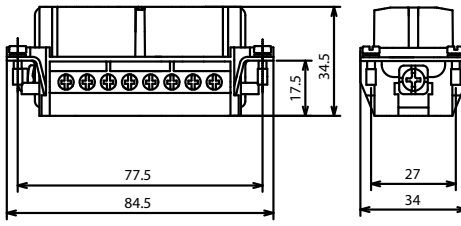
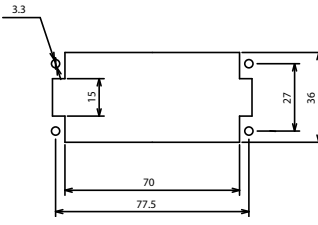


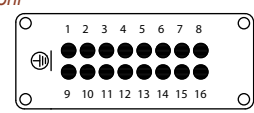
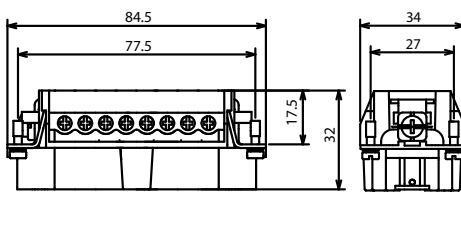
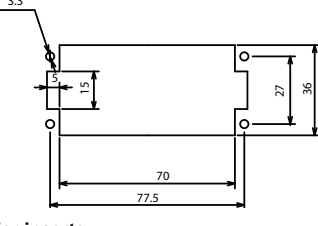
Accessories, cable glands and tools see sections 50, 55 e 60
Accessori, pressacavi ed attrezzi vedere sezioni 50, 55 e 60

Screw terminal inserts <i>Inserti con terminali a vite</i>	Size 10B, 10p + ⊕ UL/CSA : 600 V	Type <i>Tipo</i>	Part No. <i>Codice</i>
<p>Female inserts <i>Inserti femmina</i></p>   <p>In accordance with: DESINA specifications <i>Secondo:</i> ISO 23270-3 standard</p>  <p>Silver plated contacts with cross/slot screws <i>Contatti argentati con viti con impronta combi taglio/croce</i></p>	<p>Contact arrangement View from termination side <i>Disposizione contatti</i> <i>Vista lato terminazioni</i></p>    <p>Panel cut out for inserts For use without hood/housing <i>Foratura di alloggiamento inserti</i> <i>Per uso senza custodie</i></p>	<p>Screw terminals with wire protection Section: 0.5-2,5 mm² (20-14 AWG)</p> <p><i>Terminali a vite con proteggi-filo</i> <i>Per sezioni: 0,5-2,5 mm² (20-14 AWG)</i></p>	<p>7310.6004.4</p>
		<p>Screw terminals without wire protection Section: 0.5-4 mm² (20-12 AWG)</p> <p><i>Terminali a vite senza proteggi-filo</i> <i>Per sezioni: 0,5-4 mm² (20-12 AWG)</i></p>	<p>7310.6004.6</p>
<p>Male inserts <i>Inserti maschio</i></p>   <p>In accordance with: DESINA specifications <i>Secondo:</i> ISO 23270-3 standard</p>  <p>Silver plated contacts with cross/slot screws <i>Contatti argentati con viti con impronta combi taglio/croce</i></p>	<p>Contact arrangement View from termination side <i>Disposizione contatti</i> <i>Vista lato terminazioni</i></p>    <p>Panel cut out for inserts For use without hood/housing <i>Foratura di alloggiamento inserti</i> <i>Per uso senza custodie</i></p>	<p>Screw terminals with wire protection Section: 0.5-2,5 mm² (20-14 AWG)</p> <p><i>Terminali a vite con proteggi-filo</i> <i>Per sezioni: 0,5-2,5 mm² (20-14 AWG)</i></p>	<p>7310.6104.4</p>
		<p>Screw terminals without wire protection Section: 0.5-4 mm² (20-12 AWG)</p> <p><i>Terminali a vite senza proteggi-filo</i> <i>Per sezioni: 0,5-4 mm² (20-12 AWG)</i></p>	<p>7310.6104.6</p>

Hood/housing size 10B «57x27»
Custodie grandezza 10B «57x27»

Dimensions in mm Part No. bold letters refer to standard availability. Normal letters refer to items on special request.
Dimensioni in mm I codici in grassetto indicano i prodotti di normale disponibilità. Il carattere normale indica i prodotti speciali su richiesta.


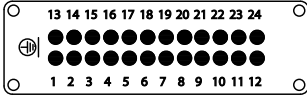
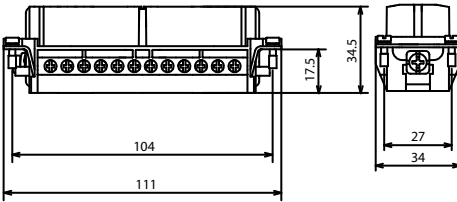
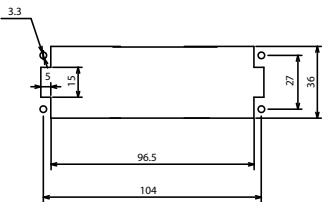

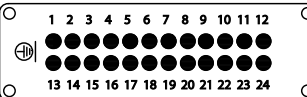
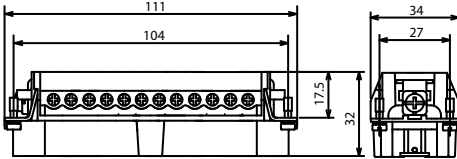
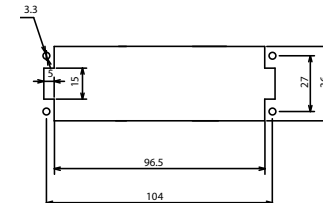
Accessories, cable glands and tools see sections 50, 55 e 60
Accessori, pressacavi ed attrezzi vedere sezioni 50, 55 e 60


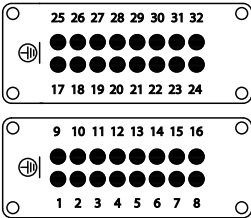
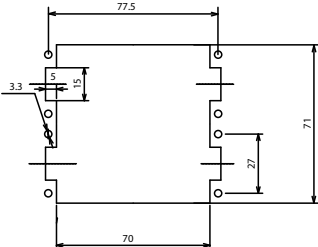

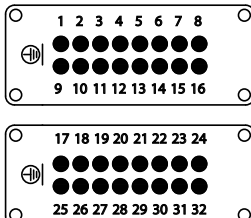
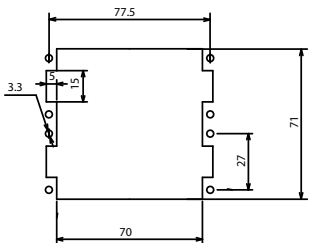
Screw terminal inserts <i>Inserti con terminali a vite</i>	Size 16B, 16p + ⚡ UL/CSA : 600 V	Type <i>Tipo</i>	Part No. <i>Codice</i>
<p>Female inserts <i>Inserti femmina</i></p>  <p>In accordance with Euromap Recommendation No. 14-2 <i>Secondo raccomandazioni Euromap No.14-2</i></p>  <p>Silver plated contacts with cross/slot screws <i>Contatti argentati con viti con impronta combi taglio/croce</i></p>	<p>Contact arrangement View from termination side <i>Disposizione contatti</i> <i>Vista lato terminazioni</i></p>    <p>Panel cut out for inserts For use without hood/housing <i>Foratura di alloggiamento inserti</i> <i>Per uso senza custodie</i></p>	<p>Screw terminals with wire protection Section: 0.5-2,5 mm² (20-14 AWG)</p> <p><i>Terminali a vite con proteggi-filo</i> <i>Per sezioni:</i> <i>0,5-2,5 mm²</i> <i>(20-14 AWG)</i></p>	<p>7316.6005.4</p>
		<p>without wire protection Section: 0.5-4 mm² (20-12 AWG)</p> <p><i>Terminali a vite senza proteggi-filo</i> <i>Per sezioni:</i> <i>0,5-4 mm²</i> <i>(20-12 AWG)</i></p>	<p>7316.6005.6</p>
<p>Male inserts <i>Inserti maschio</i></p>  <p>In accordance with Euromap Recommendation No. 14-2 <i>Secondo raccomandazioni Euromap No.14-2</i></p>  <p>Silver plated contacts with cross/slot screws <i>Contatti argentati con viti con impronta combi taglio/croce</i></p>	<p>Contact arrangement View from termination side <i>Disposizione contatti</i> <i>Vista lato terminazioni</i></p>    <p>Panel cut out for inserts For use without hood/housing <i>Foratura di alloggiamento inserti</i> <i>Per uso senza custodie</i></p>	<p>Screw terminals with wire protection Section: 0.5-2,5 mm² (20-14 AWG)</p> <p><i>Terminali a vite con proteggi-filo</i> <i>Per sezioni:</i> <i>0,5-2,5 mm²</i> <i>(20-14 AWG)</i></p>	<p>7316.6105.4</p>
		<p>without wire protection Section: 0.5-4 mm² (20-12 AWG)</p> <p><i>Terminali a vite senza proteggi-filo</i> <i>Per sezioni:</i> <i>0,5-4 mm²</i> <i>(20-12 AWG)</i></p>	<p>7316.6105.6</p>


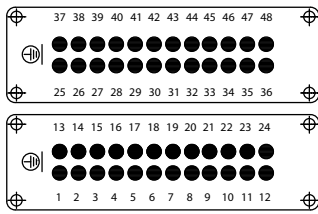
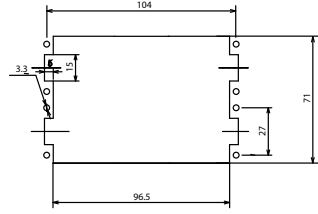

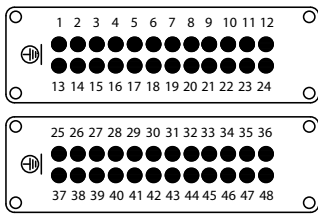
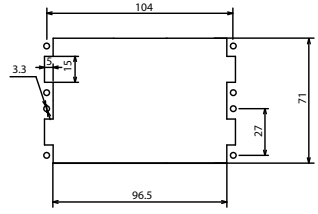
Hood/housing size 16B «77x27»
Custodie grandezza 16B «77x27»

Dimensions in mm Part No. bold letters refer to standard availability. Normal letters refer to items on special request.
Dimensioni in mm I codici in grassetto indicano i prodotti di normale disponibilità. Il carattere normale indica i prodotti speciali su richiesta.

Accessories, cable glands and tools see sections 50, 55 e 60
Accessori, pressacavi ed attrezzi vedere sezioni 50, 55 e 60

Screw terminal inserts <i>Inserti con terminali a vite</i>	Size 24B, 24p + ⊕ UL/CSA : 600 V	Type <i>Tipo</i>	Part No. <i>Codice</i>
<p>Female inserts <i>Inserti femmina</i></p>  <p>UL US CSA CE RoHS CCC</p> <p>Silver plated contacts with cross/slot screws <i>Contatti argentati con viti con impronta combi taglio/croce</i></p>	<p>Contact arrangement View from termination side <i>Disposizione contatti</i> <i>Vista lato terminazioni</i></p>    <p>Panel cut out for inserts For use without hood/housing <i>Foratura di alloggiamento inserti</i> <i>Per uso senza custodie</i></p>	<p>Screw terminals with wire protection Section: 0.5-2,5 mm² (20-14 AWG)</p> <p><i>Terminali a vite con proteggi-filo</i> <i>Per sezioni: 0,5-2,5 mm² (20-14 AWG)</i></p>	<p>7324.6007.4</p>
<p>Male inserts <i>Inserti maschio</i></p>  <p>UL US CSA CE RoHS CCC</p> <p>Silver plated contacts with cross/slot screws <i>Contatti argentati con viti con impronta combi taglio/croce</i></p>	<p>Contact arrangement View from termination side <i>Disposizione contatti</i> <i>Vista lato terminazioni</i></p>    <p>Panel cut out for inserts For use without hood/housing <i>Foratura di alloggiamento inserti</i> <i>Per uso senza custodie</i></p>	<p>Screw terminals with wire protection Section: 0.5-2,5 mm² (20-14 AWG)</p> <p><i>Terminali a vite con proteggi-filo</i> <i>Per sezioni: 0,5-2,5 mm² (20-14 AWG)</i></p>	<p>7324.6107.4</p>
<p>Hood/housing size 24B «104x27» <i>Custodie grandezza 24B «104x27»</i></p>	<p>Dimensions in mm Part No. bold letters refer to standard availability. Normal letters refer to items on special request. <i>Dimensioni in mm I codici in grassetto indicano i prodotti di normale disponibilità. Il carattere normale indica i prodotti speciali su richiesta.</i></p>	<p>Accessories, cable glands and tools see sections 50, 55 e 60 <i>Accessori, pressacavi ed attrezzi vedere sezioni 50, 55 e 60</i></p>	

Screw terminal inserts <i>Inserti con terminali a vite</i>	Size 32B, 32p + ⚡ UL/CSA : 600 V	Numbering <i>Numerazione</i>	Type <i>Tipo</i>	Part No. <i>Codice</i>		
<p>Female inserts <i>Inserti femmina</i></p>  <p>UL US CSA CE RoHS CCC</p> <p>Silver plated contacts with cross/slot screws <i>Contatti argentati con viti con impronta combi taglio/croce</i></p>	<p>Inserts dimensions see page 02.06 <i>Dimensioni degli inserti vedere pag. 02.06</i></p>  <p>Contact arrangement View from termination side <i>Disposizione contatti</i> <i>Vista lato terminazioni</i></p>  <p>Panel cut out for inserts For use without hood/housing <i>Foratura di alloggiamento inserti</i> <i>Per uso senza custodie</i></p>	<p>1-16</p> <p>17-32</p>	<p>Screw terminals with wire protection Section: 0.5-2,5 mm² (20-14 AWG)</p> <p><i>Terminali a vite con proteggi-filo</i> <i>Per sezioni:</i> <i>0,5-2,5 mm²</i> <i>(20-14 AWG)</i></p>	<p>7316.6005.4</p> <p>7316.6006.4</p>		
		<p>1-16</p> <p>17-32</p>	<p>without wire protection Section: 0.5-4 mm² (20-12 AWG)</p> <p><i>Terminali a vite senza proteggi-filo</i> <i>Per sezioni:</i> <i>0,5-4 mm²</i> <i>(20-12 AWG)</i></p>	<p>7316.6005.6</p> <p>7316.6006.6</p>		
		<p>Male inserts <i>Inserti maschio</i></p>  <p>UL US CSA CE RoHS CCC</p> <p>Silver plated contacts with cross/slot screws <i>Contatti argentati con viti con impronta combi taglio/croce</i></p>	<p>Inserts dimensions see page 02.06 <i>Dimensioni degli inserti vedere pag. 02.06</i></p>  <p>Contact arrangement View from termination side <i>Disposizione contatti</i> <i>Vista lato terminazioni</i></p>  <p>Panel cut out for inserts For use without hood/housing <i>Foratura di alloggiamento inserti</i> <i>Per uso senza custodie</i></p>	<p>1-16</p> <p>17-32</p>	<p>Screw terminals with wire protection Section: 0.5-2,5 mm² (20-14 AWG)</p> <p><i>Terminali a vite con proteggi-filo</i> <i>Per sezioni:</i> <i>0,5-2,5 mm²</i> <i>(20-14 AWG)</i></p>	<p>7316.6105.4</p> <p>7316.6106.4</p>
				<p>1-16</p> <p>17-32</p>	<p>without wire protection Section: 0.5-4 mm² (20-12 AWG)</p> <p><i>Terminali a vite senza proteggi-filo</i> <i>Per sezioni:</i> <i>0,5-4 mm²</i> <i>(20-12 AWG)</i></p>	<p>7316.6105.6</p> <p>7316.6106.6</p>
<p>Hood/housing size 32B «77x62» <i>Custodie grandezza 32B «77x62»</i></p> <p>Dimensions in mm Part No. bold letters refer to standard availability. Normal letters refer to items on special request. <i>Dimensioni in mm I codici in grassetto indicano i prodotti di normale disponibilità. Il carattere normale indica i prodotti speciali su richiesta.</i></p>				<p>Accessories, cable glands and tools see sections 50, 55 e 60 <i>Accessori, pressacavi ed attrezzi vedere sezioni 50, 55 e 60</i></p>		

Screw terminal inserts <i>Inserti con terminali a vite</i>	Size 48B 48p + ⚡ UL/CSA : 600 V	Numbering <i>Numerazione</i>	Type <i>Tipo</i>	Part No. <i>Codice</i>
<p>Female inserts <i>Inserti femmina</i></p>  <p>UL US CSA CE RoHS CCC</p> <p>Silver plated contacts with cross/slot screws <i>Contatti argentati con viti con impronta combi taglio/croce</i></p>	<p>Inserts dimensions see page 02.08 <i>Dimensioni degli inserti vedere pag. 02.08</i></p>  <p>Contact arrangement View from termination side <i>Disposizione contatti</i> <i>Vista lato terminazioni</i></p>  <p>Panel cut out for inserts For use without hood/housing <i>Foratura di alloggiamento inserti</i> <i>Per uso senza custodie</i></p>	<p>1-24</p> <p>25-48</p>	<p>Screw terminals with wire protection Section: 0.5-2,5 mm² (20-14 AWG)</p> <p><i>Terminali a vite con proteggi-filo</i> <i>Per sezioni: 0,5-2,5 mm² (20-14 AWG)</i></p>	<p>7324.6007.4</p> <p>7324.6008.4</p>
<p>Male inserts <i>Inserti maschio</i></p>  <p>UL US CSA CE RoHS CCC</p> <p>Silver plated contacts with cross/slot screws <i>Contatti argentati con viti con impronta combi taglio/croce</i></p>	<p>Inserts dimensions see page 02.08 <i>Dimensioni degli inserti vedere pag. 02.08</i></p>  <p>Contact arrangement View from termination side <i>Disposizione contatti</i> <i>Vista lato terminazioni</i></p>  <p>Panel cut out for inserts For use without hood/housing <i>Foratura di alloggiamento inserti</i> <i>Per uso senza custodie</i></p>	<p>1-24</p> <p>25-48</p>	<p>Screw terminals with wire protection Section: 0.5-2,5 mm² (20-14 AWG)</p> <p><i>Terminali a vite con proteggi-filo</i> <i>Per sezioni: 0,5-2,5 mm² (20-14 AWG)</i></p>	<p>7324.6107.4</p> <p>7324.6108.4</p>
<p>Hood/housing size 48B «104x62» <i>Custodie grandezza 48B «104x62»</i></p>	<p>Dimensions in mm Part No. bold letters refer to standard availability. Normal letters refer to items on special request. <i>Dimensioni in mm I codici in grassetto indicano i prodotti di normale disponibilità. Il carattere normale indica i prodotti speciali su richiesta.</i></p>	<p>Accessories, cable glands and tools see sections 50, 55 e 60 <i>Accessori, pressacavi ed attrezzi vedere sezioni 50, 55 e 60</i></p>		