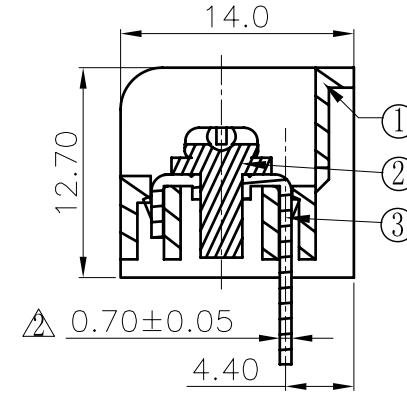
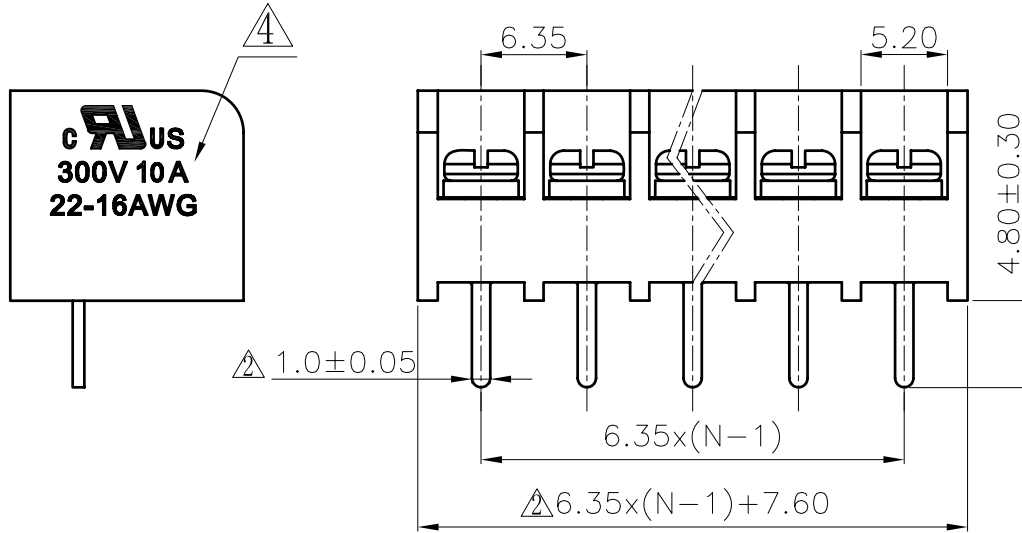


REVISION RECORD					
REV	ECO	DESCRIPTION	DRFT	DATE	
△		产品名称由DG16A变更为DG16S	WF	01/14/06*	
△		尺寸变更	WF	07/09/06*	
△		增加UL刻字	CSX	04/25/07*	
△		增加UL参数	Zengy	09/03/08*	

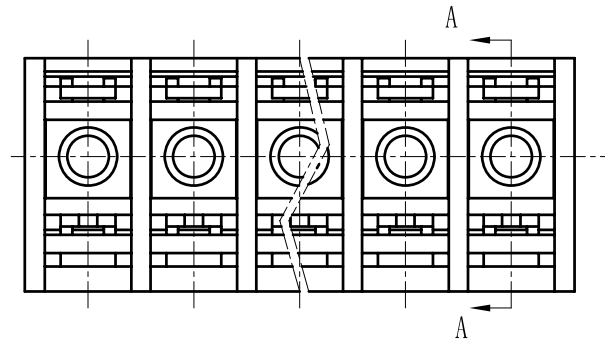


SECTION A-A

NOTE:

1. Pitch: 6.35mm, Poles: 2P-24P;
2. Rated voltage/current: UL 300V/10A; IEC 250V/17.5A;
3. Temp. Range: -40°C ~ +105°C;
4. Withstand Voltage: AC2000V/1min;
5. Insulation Resistance: 500MΩ/DC500V;
6. Wire Range: 22-16AWG; 1.5mm²
7. Max. Torque Value: M2.5, 4.08Kgf.cm
8. Undimensioned Tolerances:

Pitch range in mm		Nominal dimension range in mm					
to	over	to	over	to	over		
6	6 to 10	10 to 24	30 to 60	60 to 100	100 to 150	150	
±0.10	±0.15	±0.25	±0.2	±0.3	±0.5	±1.0	
						0.005/10	



3	DG16S Pin header	5010B00010(H)	XX	Brass	SnCe
2	2.5*6 (4*6) "十一"bright Screws	S000000700(H)	XX	Steel	Ni plated

1	DG16S-B housing	5010A0YXXA(H)	1	PA66	UL94V-0
ITEM	NAME OF PART	NO. OF PART	Q"TY	MATERIAL	NOTES
DETACHED LISTS	MM (INCH)	DFTO Home	DATE 12/28/05*	宁波高正电子有限公司 DEGSON ELECTRONICS CO., LTD NAME DG16S-B-XXP-1Y-00A(H) DRAWING NO. DG16S-E08 /PART NO. FINISH: SCALE: 1:1 DO NOT SCALE DRAWING	
	TOLERANCES EXCEPT AS NOTED	CHKD	DATE		
	MM	MFO	DATE		
	.0 ±	APPVL	DATE		
	.00 ±				
.000 ±					
ANGLES ± 1°	G.E :			SIZE A3	REV T4
THIRD ANGLE PROJECTION				09/03/08	
				SHEET 1 OF 1	