



## Features

- 1/4" Round / Single-Turn / Cermet Industrial / Sealed
- 5 standard terminal styles
- Tape and reel packaging available
- Listed on the QPL for style RJ50 per MIL-PRF-22097 and RJR50 per High-Rel MIL-PRF-39035

- RoHS compliant\* version available
- For trimmer applications/processing guidelines, [click here](#)

# 3329 - 1/4" Round Trimpot® Trimming Potentiometer

## Electrical Characteristics

Standard Resistance Range	10 to 1 megohm (see standard resistance table)
Resistance Tolerance	±10 % std. (closer tolerance available)
Absolute Minimum Resistance	1 % or 2 ohms (whichever is greater)
Contact Resistance Variation	3.0 % or 3 ohms max. (whichever is greater)
Adjustability	
Voltage	±0.05 %
Resistance	±0.15 %
Resolution	Infinite
Insulation Resistance	500 vdc. 1,000 megohms min.
Dielectric Strength	
Sea Level	600 vac
80,000 Feet	250 vac
Adjustment Angle	240 ° nom.

## Environmental Characteristics

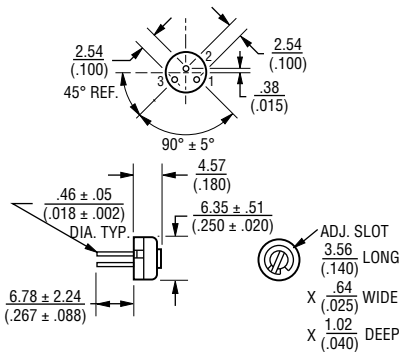
Power Rating @ 85 °C (300 volts max.)	0.5 watt
Power Rating @ 150 °C	0 watt
Temperature Range	-55 °C to +150 °C
Temperature Coefficient	±100 ppm/°C
Seal Test	85 °C Fluorinert†
Humidity	MIL-STD-202 Method 106 96 hours (3 % ΔTR, 10 Megohms IR)
Vibration	30 G (1 % ΔTR; 1 % ΔVR) except "P" pin style
Shock	100 G (1 % ΔTR; 1 % ΔVR)
Load Life	1,000 hours 0.5 watt @ 85 °C (3 % ΔTR; 3 % CRV)
Rotational Life	200 cycles (4 % ΔTR; 4 % CRV)

## Physical Characteristics

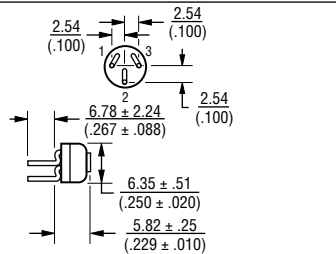
Mechanical Angle	260 ° nom.
Torque	5.0 oz-in. max.
Stop Strength	5.0 oz-in. min.
Terminals	Solderable pins
Weight	0.02 oz.
Marking	Manufacturer's trademark, resistance code, date code, manufacturer's model number and style
Wiper	50 % (Actual TR) ±10 %
Standard Packaging	50 pcs. per tube
Adjustment Tool	H-90

## Product Dimensions

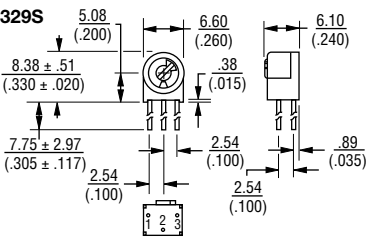
3329H



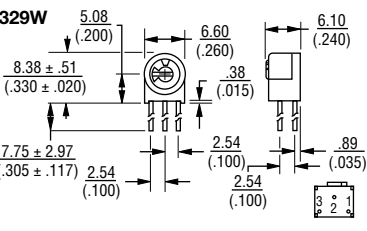
3329P



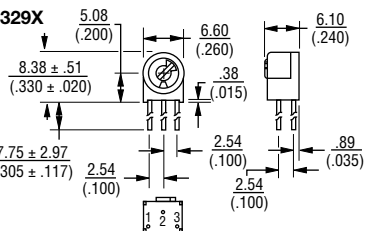
3329S



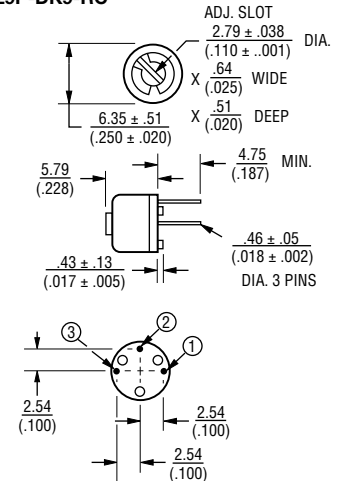
3329W



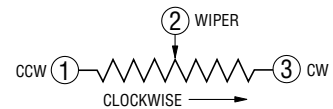
3329X



3329P-DK9-RC



DIMENSIONS:  $\frac{\text{MM}}{\text{(INCHES)}}$   
TOLERANCES: ±  $\frac{0.25}{(.010)}$  EXCEPT WHERE NOTED



## How To Order

Model	3329 M - 1 - 103 LF
Style	
Standard or Modified Product Indicator	-1 = Standard Product -DK9 = Plastic Spacer
Resistance Code	103
Packaging Designator	LF = 100 % Tin-plated (RoHS compliant) Blank = 90 % Tin / 10 % Lead-plated (Standard)
Blank = Tube (Standard)	
R = Tape and Reel (M and U Pin Styles Only)	
A = Ammo Pack (M and U Pin Styles Only)	
Terminations	
LF = 100 % Tin-plated (RoHS compliant)	
Blank = 90 % Tin / 10 % Lead-plated (Standard)	
Consult factory for other available options.	

\*RoHS Directive 2002/95/EC Jan. 27, 2003 including annex and RoHS Recast 2011/65/EU June 8, 2011.

†"Fluorinert" is a registered trademark of 3M Co.

Specifications are subject to change without notice.

The device characteristics and parameters in this data sheet can and do vary in different applications and actual device performance may vary over time.

Users should verify actual device performance in their specific applications.

# 3329 - 1/4 " Round Trimpot® Trimming Potentiometer

# BOURNS®

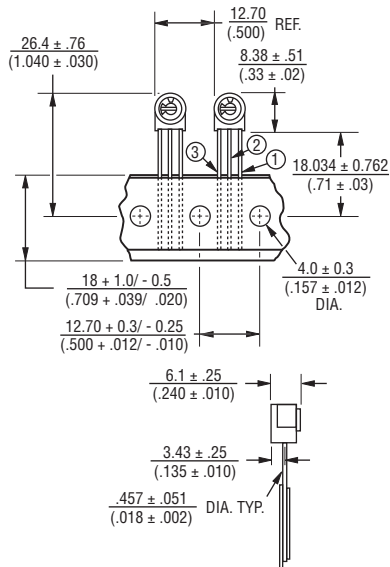
## Standard Resistance Table

Resistance (Ohms)	Resistance Code
10	100
20	200
50	500
<b>100</b>	<b>101</b>
<b>200</b>	<b>201</b>
<b>500</b>	<b>501</b>
<b>1,000</b>	<b>102</b>
<b>2,000</b>	<b>202</b>
<b>5,000</b>	<b>502</b>
<b>10,000</b>	<b>103</b>
<b>20,000</b>	<b>203</b>
<b>25,000</b>	<b>253</b>
<b>50,000</b>	<b>503</b>
<b>100,000</b>	<b>104</b>
200,000	204
250,000	254
500,000	504
1,000,000	105

Popular distribution resistance values listed in boldface. Special resistances available.

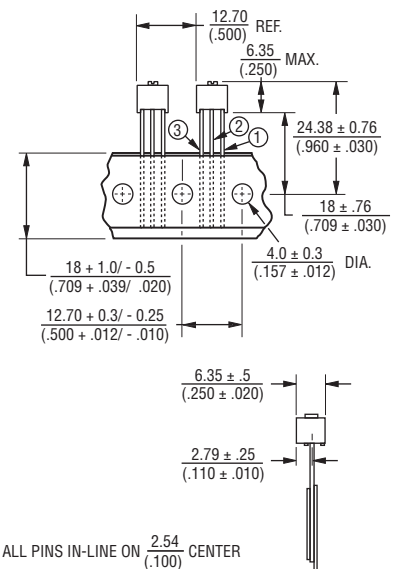
## Packaging Specifications

### SIDE ADJUST 3329M-1



ALL PINS IN-LINE ON  $\frac{2.54}{(.100)}$  CENTER  
 DIMENSIONS:  $\frac{MM}{(INCHES)}$   
 1000/REEL/BOX

### TOP ADJUST 3329U-1



ALL PINS IN-LINE ON  $\frac{2.54}{(.100)}$  CENTER  
 DIMENSIONS:  $\frac{MM}{(INCHES)}$   
 1000/REEL/BOX

Meets EIA Specification 468.

REV. 04/14

"Trimpot" is a registered trademark of Bourns, Inc. Specifications are subject to change without notice. Users should verify actual device performance in their specific applications.

The device characteristics and parameters in this data sheet can and do vary in different applications and actual device performance may vary over time.