















































Keylock Switches														
Series	Head Shape	Illustration	Two Position			Three Position			Color	Page No.				
ADA16K Series (IP65 Soldering/plug-in)	Standard		Alternate	A		ADA16K6-AR0-CA	Alternate	H		ADA16K6-AR0-CH	■	26-28		
				C		ADA16K6-AR0-CC		I		ADA16K6-AR0-CI				
				E		ADA16K6-AR0-CE		K		ADA16K6-AR0-CK				
				F		ADA16K6-AR0-CF		O		ADA16K6-MR0-CO				
				Momentary	U			ADA16K6-MR0-CU	Momentary	S				ADA16K6-MR0-CS
	Square		Alternate	A		ADA16K6-AS0-CA	Alternate	H		ADA16K6-AS0-CH	■	26-28		
				C		ADA16K6-AS0-CC		I		ADA16K6-AS0-CI				
				E		ADA16K6-AS0-CE		K		ADA16K6-AS0-CK				
				F		ADA16K6-AS0-CF		O		ADA16K6-MS0-CO				
				Momentary	U			ADA16K6-MS0-CU	Momentary	S				ADA16K6-MS0-CS
	Rectangular		Alternate	A		ADA16K6-AT0-CA	Alternate	H		ADA16K6-AT0-CH	■	26-28		
				C		ADA16K6-AT0-CC		I		ADA16K6-AT0-CI				
				E		ADA16K6-AT0-CE		K		ADA16K6-AT0-CK				
				F		ADA16K6-AT0-CF		O		ADA16K6-MT0-CO				
Momentary				U		ADA16K6-MT0-CU		Momentary	S				ADA16K6-MT0-CS	
Flange		Alternate	A		ADA16K6-AA0-CA	Alternate	H		ADA16K6-AA0-CH	■	26-28			
			C		ADA16K6-AA0-CC		I		ADA16K6-AA0-CI					
			E		ADA16K6-AA0-CE		K		ADA16K6-AA0-CK					
			F		ADA16K6-AA0-CF		O		ADA16K6-MA0-CO					
			Momentary	U			ADA16K6-MA0-CU	Momentary	S				ADA16K6-MA0-CS	

Emergency Stop Switches				
Series	Ø28X31 Illuminated	Ø24X18 Non-illuminated	Color	Page No.
ADA16E Series (IP65 Soldering/plug-in)	Turn Left	Turn Right	■	30-32
				
	ADA16E6-R11-A1 □ □	ADA16E6-R22-C10 □		

**DESCRIPTION**

- * 28/32 mm large pusher to ensure the exact actuation movement.
- * Easy operation with a thumb or a glove without reducing the convenience.
- * Resetting design in off position, proving the convenient usage.
- * High actuation force to prevent the accidental touch from stopping the machines and causing danger and damage.
- * Illuminated with options of incandescent, LED or Neon lamps to have a better result.
- * IP65 degree for water-proof, liquid and oil-proof enables the device to be used in different application.
- * With two kinds of head shape & safety design to match with different control panels .
- * Removable operation contacts design for easy installation.
- * Easy disassembly and additional contacts are available.
- * Golden plating with high stability and long mechanical life.
- * With special terminal design, can be used in different PCBs by using soldering or plug-in terminal
- * Approvals: UL/CUL/VDE/CE pending

SPECIFICATIONS

Electrical Rating	250V AC 5A(VDE) 125V AC 8A	Contact Material	Silver
Insulation Resistance	50M Ω (initial)according to IEC512-2	Terminal	Soldering / plug-in type
Mechanical Life	100,000 operations min	Quick-Connect Terminal	2.8 x 0.5mm
Electrical Life	50,000 operations min	Wire Range	1x1.5mm ² max
Electric Shock Protection Class	IEC 947-5-1	Cable Range	2x0.75mm ² /1x1.0mm ² Max
Insulation Withstand Voltage	1500V AC60Hz 1min. between all terminals and ground	Lighting	LED/incandescent/neon
Allowable Operating Frequency	Mechanical	Storage Temperature	-40°C~+70°C
	Electrical	Operating Temperature	-25°C~+55°C
Actuating Force		Degree of Contamination	class II
		Degree of Protection	IP65

ORDER INFORMATION

MODEL FORMAT ADA16E6-R **1** **2** - **3** **1** **4** **5**

1 2 HEAD SHAPE

- 11 : Ø28°-31 (Illuminated)
Turn leverotary to unlock
- 22 : Ø24°-18 (Non-Illuminated)
Turn clockwise to unlock

3 CONTACT ARRANGEMENT

- A : 1NO/1NC+1NO/1NC (Illuminated)
- B : 1NO/1NC (Illuminated)
- C : 1NO/1NC+1NO/1NC (Non-Illuminated)
- D : 1NO/1NC (Non-Illuminated)

4 LAMPS

- 0 : Without lamps
- A : Incandescent 6V AC/DC 200mA
- B : Incandescent 14V AC/DC 80mA
- C : Incandescent 28V AC/DC 40mA
- D : Incandescent 48V AC/DC 25mA
- E : Incandescent 60V AC/DC 20mA
- F : Neon 110V AC
- G : Neon 220V AC
- H : LED 6V DC
- J : LED 12V DC
- K : LED 24V DC
- L : Incandescent 33V AC/DC 35mA
- M : Incandescent 6V AC/DC 40mA
- N : Incandescent 14V AC/DC 40mA

5 LENS COLOR

- R : Red

1 2



22



ADA16-A



ADA16-B





ADA16-C



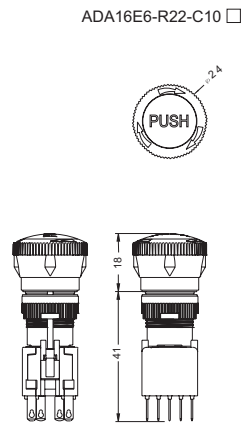
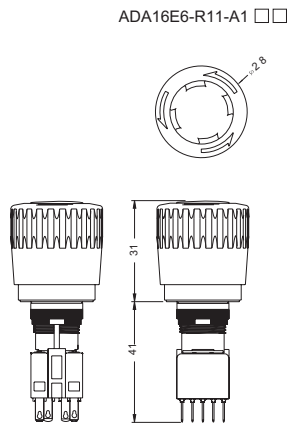
ADA16-D



unit: mm

	Illuminated	Non-Illuminated
SHAPE		
DIMENSIONS	Ø28	Ø24
Color	R	R

HEAD SHAPE



MOUNTING DIMENSIONS

Panel Thickness 0.5 To 5.0

