

Model. No.	FYL-5013HD1C
Rev.	A

PRODUCT SPECIFICATION

Model No.: FYL-5013HD1C

Descriptions:
■Dice material: GaP
■Emitting Color: Hi Red
■Device Outline: Φ 5mm round type.
■Lens Type: Red Diffused



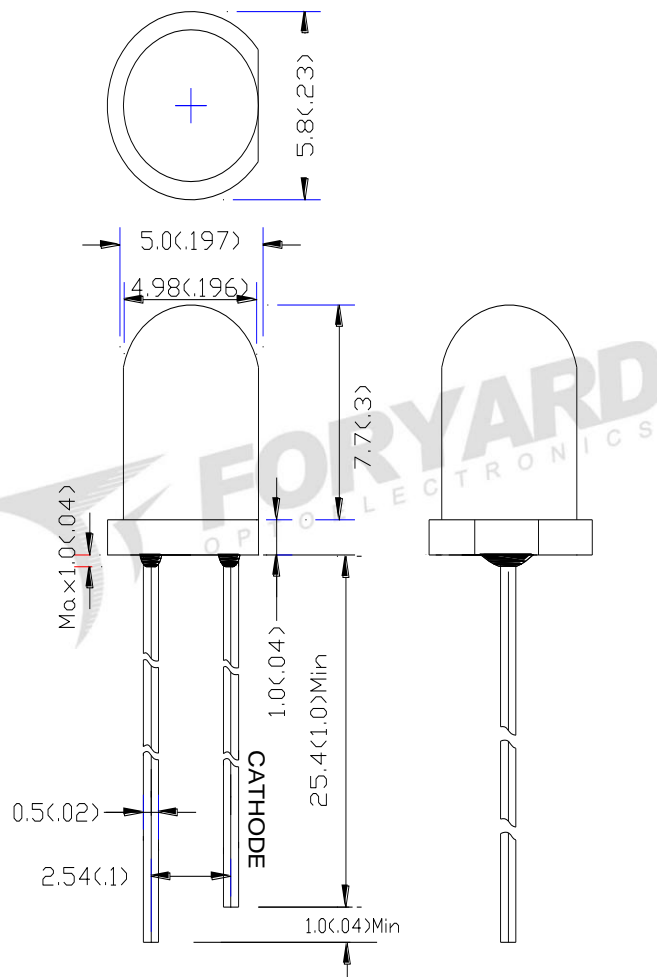
CUSTOMER APPROVED SIGNATURES	APPROVED BY	CHECKED BY	PREPARED BY

Model. No.	FYL-5013HD1C
Rev.	A

■ Features

1. Low power consumption.
2. High efficiency.
3. General purpose leads.
4. RoHs compliant.

■ Package configuration



Notes:

1. All dimensions are millimeters (inches)
2. Tolerance is $\pm 0.25\text{mm}$ (.010") unless otherwise noted.
3. The specifications, characteristics and technical data described in the datasheet are subject to change without prior notice.

■ Absolute maximum ratings($T_a=25\text{ }^\circ\text{C}$)

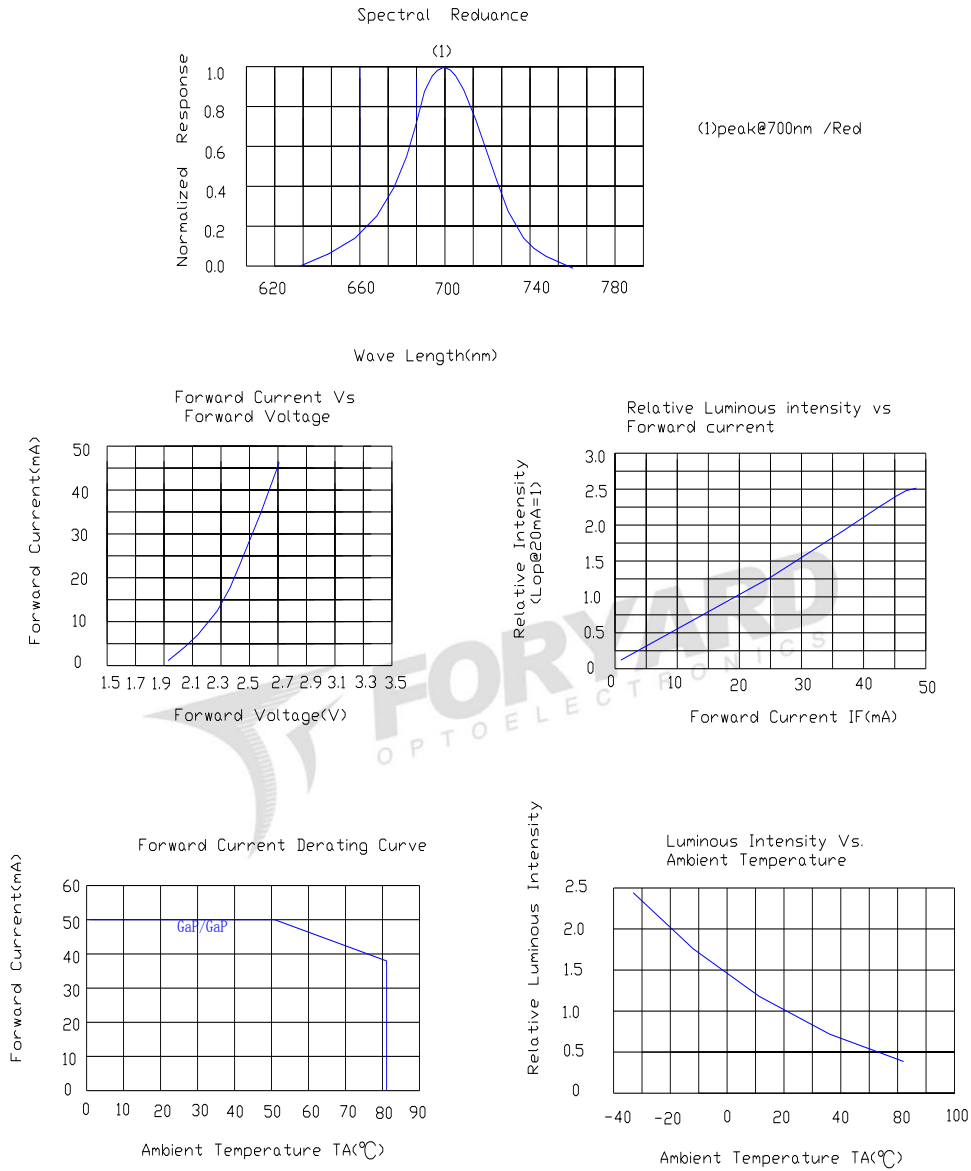
Parameter	MAX.	Unit
Power Dissipation	75	mW
Peak Forward Current (1/10 Duty Cycle, 0.1ms Pulse Width)	100	mA
Continuous Forward Current	30	mA
Derating Linear From 50 $^\circ\text{C}$	0.4	mA/ $^\circ\text{C}$
Reverse Voltage	5	V
Operating Temperature Range	-40 $^\circ\text{C}$ to +85 $^\circ\text{C}$	
Storage Temperature Range	-40 $^\circ\text{C}$ to +100 $^\circ\text{C}$	
Lead Soldering Temperature[4mm(.157") From Body]	260 $^\circ\text{C}$ for 5 Seconds	

■ Electrical and optical characteristics($T_a=25\text{ }^\circ\text{C}$)

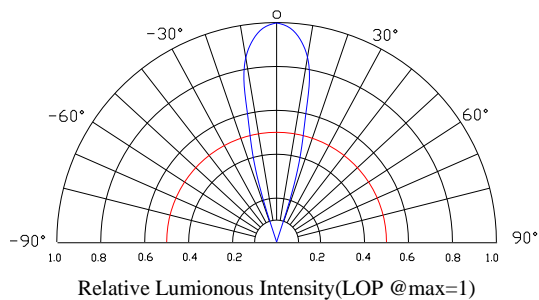
Parameter	Symbol	Min.	Typ.	Max.	Unit	Test Condition
Luminous Intensity	I_v	4	10	-	mcd	$I_F=20\text{mA}$
Viewing Angle	$2\theta_{1/2}$	-	30	-	Deg	
Peak Emission Wavelength	λ_p	-	700	-	nm	
Dominant Wavelength	λ_d	-	660	-	nm	
Spectral Line Half-Width	$\Delta\lambda$	-	100	-	nm	
Forward Voltage	V_F	1.8	2.2	2.5	V	$V_R=5\text{V}$
Reverse Current	I_R			10	μA	

■ Typical Electrical Characteristics Curves

(25 ° c Ambient Temperature Unless Otherwise Noted)


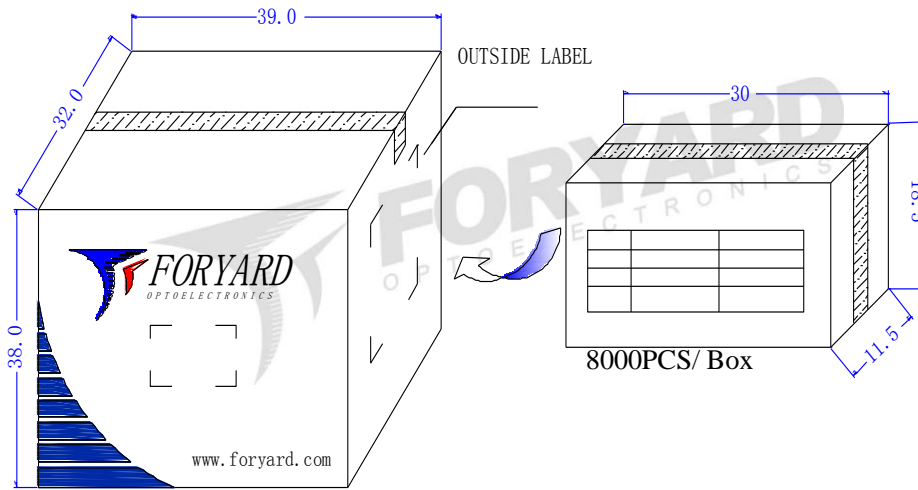

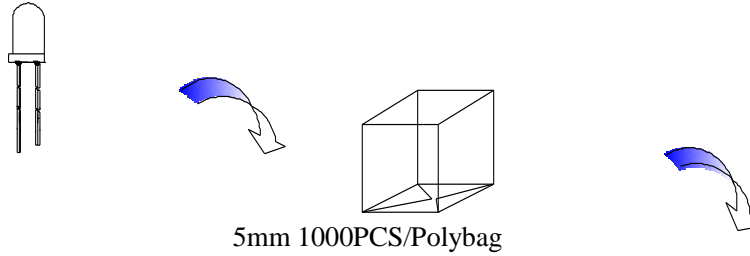


Radiation pattern.



Model. No.	FYL-5013HD1C
Rev.	A

■ LAMP PACKING.



OUTSIDE LABEL