




heat sinks

= 6 =
WT: (KG/M)
R_e: (°C/W/1")

K208

WT: 0.69 R_e: 14



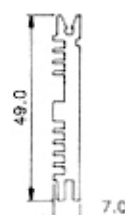
K222

WT: 0.65 R_e: 12



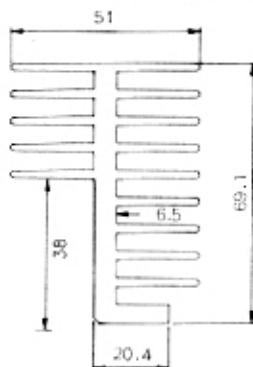
K543

WT: 0.63 R_e: 16



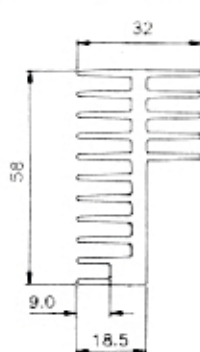
K191

WT: 3.08 R_e: 4.1



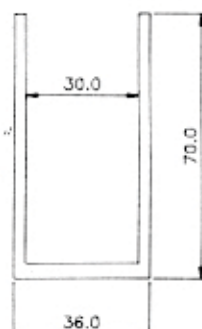
K167

WT: 1.55 R_e: 4.8



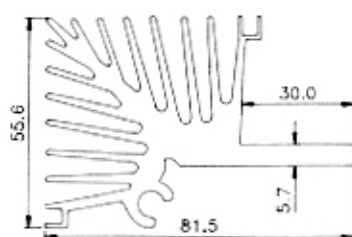
K148

WT: 1.36 R_e: 11.2



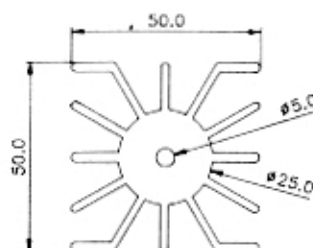
K137

WT: 3.96 R_e: 2.9



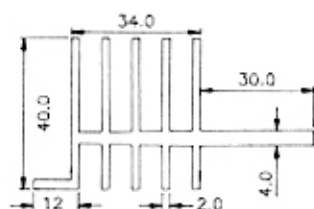
K136

WT: 2.64 R_e: 7.9



K103

WT: 1.64 R_e: 6.9



K134

WT: 2.09 R_e: 3.2

