

NTC Thermistor Series

KLS6-MF52 Pearl-Shape Precision NTC Thermistor Series

1. Introduction

MF52 Pearl-Shape Precision NTC Thermistor is ethoxyline resin-enveloped thermistor in Small size which is made from new material and by new technique, has the virtue of high precision and fast response and so on.

2. Application

Air-condition Equipments · Heating Apparatus · Electric Thermometer · Liquid Level Sense · Automobile Electricity Electric Table-board · Battery of Mobile Telephone

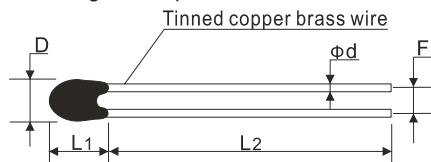
3. Characteristics

High Testing Precision · Small size, Fast Response · Steady Operating For Long Time · Good Quality of Coherence And Interchange



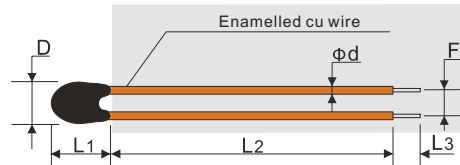
4. Dimension (Unit: mm)

A: Tin.Ag.nickle plated cu wire



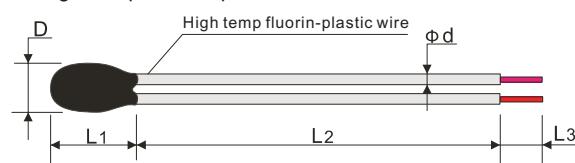
Code	D max	L1 max	L2 min	d ±0.05	F ±0.05
A1	2	3	25	0.3	2
A2	3	4	25	0.45	2

B: Enamelled cu wire



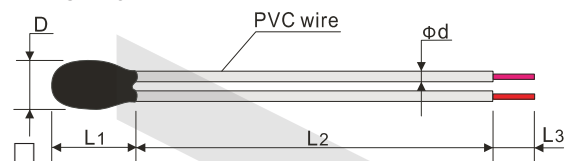
Code	D max	L1 max	L2 min	L3±1	d ±0.05	F ±0.05
B1	2	3	by user determine	5	0.2	2
B2	3	4	by user determine	5	0.3	2

C: High temp fluorin-plastic wire



Code	D max	L1 max	L2 min	L3±1	d ±0.05
C1	2	3	by user determine	5	0.4
C2	3	4	by user determine	5	0.5

D: PVC wire



Code	D max	L1 max	L2 min	L3±1	d ±0.05
D1	2	3	by user determine	5	0.26
D2	3	4	by user determine	5	0.32

ORDER INFORMATION

KLS6-MF52 - B -XXX F XXXX

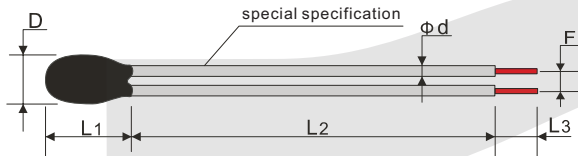
Part Number
MF52 Pearl-Shape Precision
NTC Thermistor Series
Lead wire material: B-Enamelled cu wire

B value: namely 3380k
Tolerance: F±1% G±2% H±3% J±5%
Rated Resistance

NTC Thermistor Series

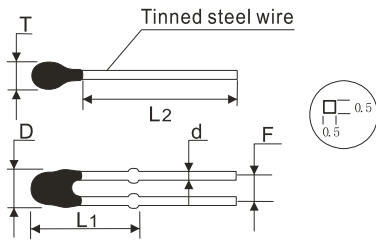
KLS6-MF52 Pearl-Shape Precision NTC Thermistor Series

E: Lead and head are all special specification



Code	D	L ₁	L ₂	L ₃ ±1	d	F
	max	max	min		±0.05	±0.05
E1	by user determine	by user determine	by user determine	5	by user determine	2.5
E2	by user determine	by user determine	by user determine	5	by user determine	2.5

F: Tinned steel wire



Code	D	L ₁	L ₂ ±1.5	d	F±0.5	Tmax
	max	max		max		
F	3.8	9.5	17	5	2.5	3.5

Main Techno-Parameter

Part No.	Rated Resistance R ₂₅	B Value (25/50°C)	Rated Power (mw)	Disst. Coef. (mW/°C)	Thermal time Constant (S)	Operating Temp. (°C)
MF52□□□3100	0.1~20	3100				
MF52□□□3270	0.2~20	3270				
MF52□□□3380	0.5~50	3380				
MF52□□□3470	0.5~50	3470				
MF52□□□3600	1~100	3600		≥2.0	≤7	
MF52□□□3950	5~100	3950				
MF52□□□4000	5~100	4000		In Still Air	In Still Air	
MF52□□□4050	5~200	4050				
MF52□□□4150	10~250	4150				
MF52□□□4300	20~1000	4300				
MF52□□□4500	20~1000	4500				

Remark:

- The first pane fills with code of different dimension, The second pane fills with Rated Resistance, the third fills with its precision symbol.
- B value (25/50°C) error: the corresponding error is ± 1% for which the precision of the rated resistance is ± 1%, others is ± 2%.
- Besides, our corporation can supply products according to the demands of users.

Notice:

- * The two ends of the lead wire cannot endure too big pull because of the Small size and soldered spot in series of MF52.
- * While, please soldering at the distance of 5mm from the bottom of wire at least.

ORDER INFORMATION

