Ceramic Resonator

ZTACC, ZTTCC Case (SMD)

Feature & Applications:

- Low frequencies, Extended temperature range
- Low impedance, High stability, RoHS Compliant
- Consumer Applications

■ Outline Drawing

Dimension (Unit=mm)

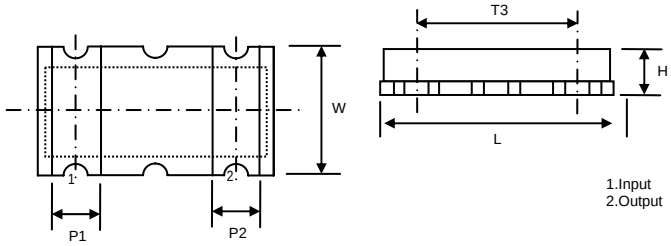

Dimensions	L	W	H	P1	P2	T3
ZTACC	7.4±0.2	3.4±0.2	1.8±0.2	1.2±0.2	1.2±0.2	5.0±0.2

ZTACC

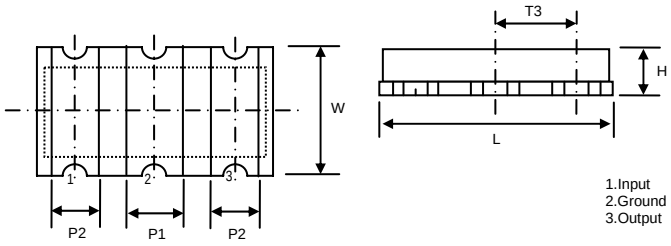

Dimensions	L	W	H	P1	P2	T3
ZTTCC	7.4±0.2	3.4±0.2	1.8±0.2	1.4±0.2	1.2±0.2	2.5±0.2

ZTTCC

■ Test Circuit (For MOS IC)

ZTACC

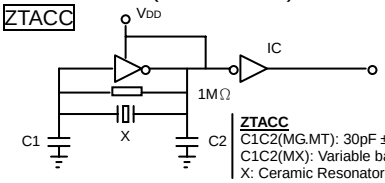

ZTACC
C1C2(MG.MT): 30pF ±20%
C1C2(MX): Variable based on frequency
X: Ceramic Resonator
Vdd(MG.MX): +5V; Vdd(MT): +12V

ZTTCC

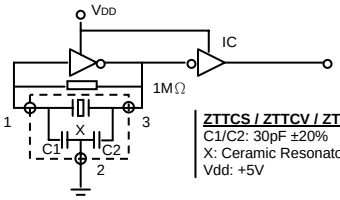

ZTTCS / ZTTCV / ZTTCW
C1/C2: 30pF ±20%
X: Ceramic Resonator
Vdd: +5V

■ General Characteristics

Part No.	Frequency Range	Frequency Tolerance	Stability -20~+80°C	Aging 10 years	Resonant Impedance	Load Cap (pF)	
						CL1	CL2
ZTACC1.79-8.00 MG	1.79 ~ 8.00 MHz	±0.5%	±0.3%	±0.3%	30 ~ 50Ω	-	-
ZTTCC1.79-8.00 MG	1.79 ~ 8.00 MHz	±0.5%	±0.3%	±0.3%	30 ~ 50Ω	30	30

Part Number Guide:

ZTACC	-	4.00M	-	G	-	05	-	N
Ceramic		**Frequency**		**Range**		**Tolerance**		**Options**
SMD Resonator Case Type		4.00 = 4MHz		G = 1.79~8.0MHz		05 = ±0.5%		N=No option

Other combination is available