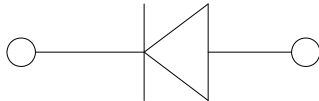


## Fast Recovery Rectifier



### Features

- High efficiency
- High current capability
- High reliability
- High surge current capability
- Low power loss
- Solder dip 275 °C max. 7 s, per JESD 22-B106

### Mechanical Data

- **Package:** DO-204AL(DO-41)  
Molding compound meets UL 94 V-0 flammability rating, RoHS-compliant
- **Terminals:** Tin plated leads, solderable per J-STD-002 and JESD22-B102
- **Polarity:** Color band denotes cathode end

### ■ Maximum Ratings (T<sub>a</sub>=25°C Unless otherwise specified)

PARAMETER	SYMBOL	UNIT	1N4933	1N4934	1N4935	1N4936	1N4937
Device marking code			1N4933	1N4934	1N4935	1N4936	1N4937
Repetitive Peak Reverse Voltage	VRRM	V	50	100	200	400	600
Average Forward Current @60Hz sine wave, Resistance load, T <sub>a</sub> =50°C	I <sub>F(AV)</sub>	A	1.0				
Surge(Non-repetitive)Forward Current @60Hz Half-sine wave, 1 cycle, T <sub>a</sub> =25°C	IFSM	A	30				
Storage Temperature	T <sub>stg</sub>	°C	-55 ~+150				
Junction Temperature	T <sub>j</sub>	°C	-55~+125				

### ■ Electrical Characteristics (T<sub>a</sub>=25°C Unless otherwise specified)

PARAMETER	SYMBOL	UNIT	TEST CONDITIONS	1N4933	1N4934	1N4935	1N4936	1N4937
Maximum instantaneous forward voltage drop per diode	V <sub>FM</sub>	V	I <sub>FM</sub> =1.0A	1.2				
Maximum DC reverse current at rated DC blocking voltage per diode	I <sub>RRM1</sub>	μA	T <sub>a</sub> =25°C	2.5				
	I <sub>RRM2</sub>		T <sub>a</sub> =100°C	100				
Reverse Recovery time	t <sub>rr</sub>	ns	I <sub>F</sub> =0.5A I <sub>R</sub> =1A I <sub>RR</sub> =0.25A	150				
Typical junction capacitance	C <sub>j</sub>	pF	Measured at 1MHZ and Applied Reverse Voltage of 4.0 V.D.C.	20				

### ■ Thermal Characteristics (T<sub>a</sub>=25°C Unless otherwise specified)

PARAMETER	SYMBOL	UNIT	1N4933	1N4934	1N4935	1N4936	1N4937
Thermal Resistance(Typical)	R <sub>θJ-A</sub>	°C/W	50				



# 1N4933 THRU 1N4937

## Ordering Information (Example)

PREFERRED P/N	PACKAGE CODE	UNIT WEIGHT(g)	MINIMUM PACKAGE(pcs)	INNER BOX QUANTITY(pcs)	OUTER CARTON QUANTITY(pcs)	DELIVERY MODE
1N4933~1N4937	D1	Approximate 0.27	5000	5000	50000	Tape
1N4933~1N4937	C1	Approximate 0.27	1000	1000	50000	Bulk

## Characteristics (Typical)

FIG.1: I<sub>o</sub>-T<sub>a</sub> Curve

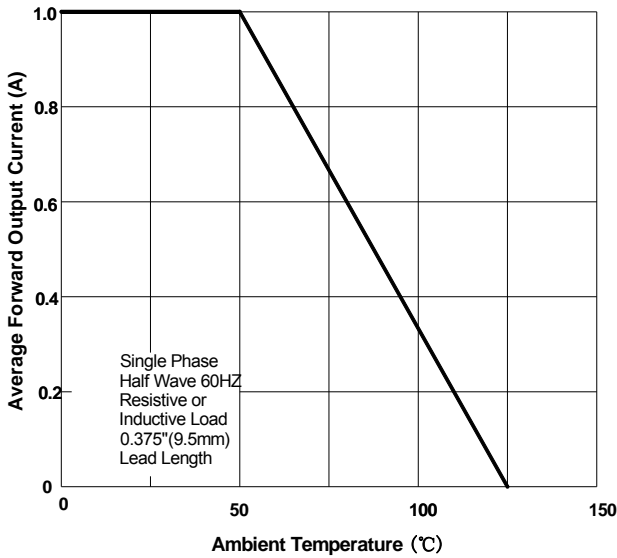


FIG.2: Surge Forward Current Capability

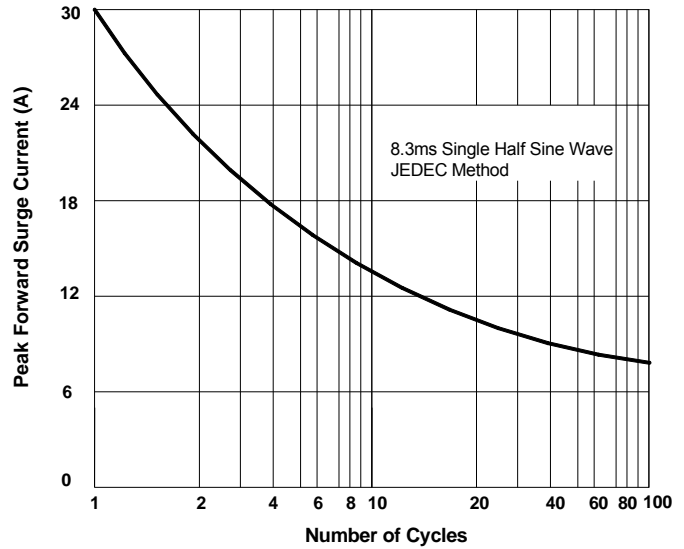


FIG.3: Forward Voltage

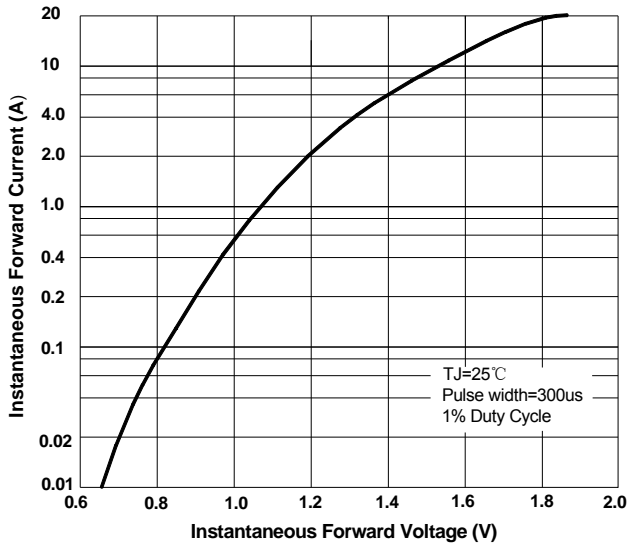


FIG.4: Typical Reverse Characteristics

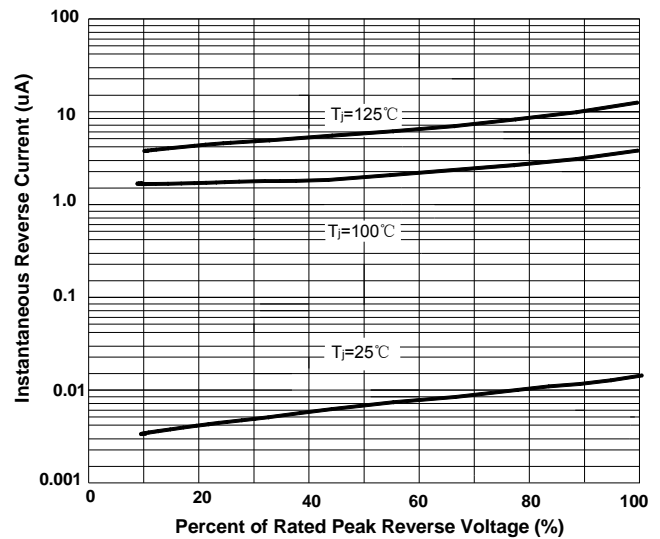
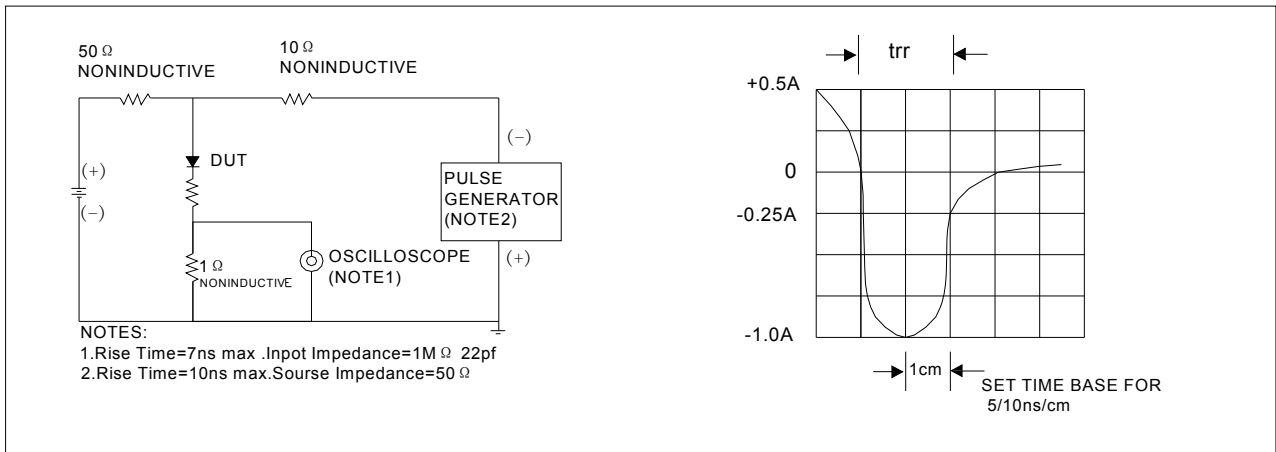
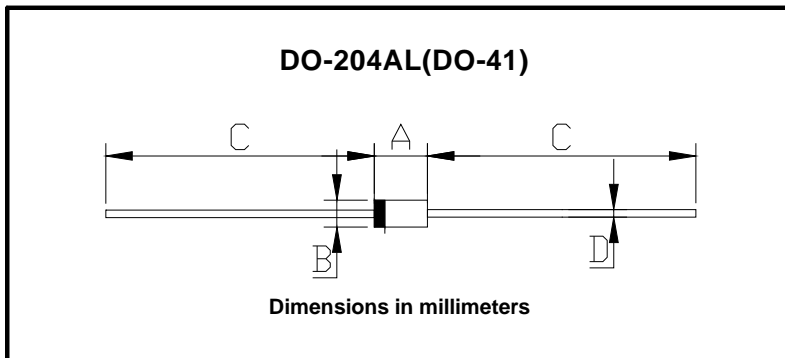


FIG.5: Diagram of circuit and Testing wave form of reverse recovery time



## ■ Outline Dimensions



DO-204AL(DO-41)		
Dim	Min	Max
A	4.22	5.21
B	2.03	2.72
C	25.4	/
D	0.69	0.86



## Disclaimer

The information presented in this document is for reference only. Yangzhou Yangjie Electronic Technology Co., Ltd. reserves the right to make changes without notice for the specification of the products displayed herein to improve reliability, function or design or otherwise.

The product listed herein is designed to be used with ordinary electronic equipment or devices, and not designed to be used with equipment or devices which require high level of reliability and the malfunction of which would directly endanger human life (such as medical instruments, transportation equipment, aerospace machinery, nuclear-reactor controllers, fuel controllers and other safety devices), Yangjie or anyone on its behalf, assumes no responsibility or liability for any damages resulting from such improper use of sale.

This publication supersedes & replaces all information previously supplied. For additional information, please visit our website [http:// www.21yangjie.com](http://www.21yangjie.com) , or consult your nearest Yangjie's sales office for further assistance.